

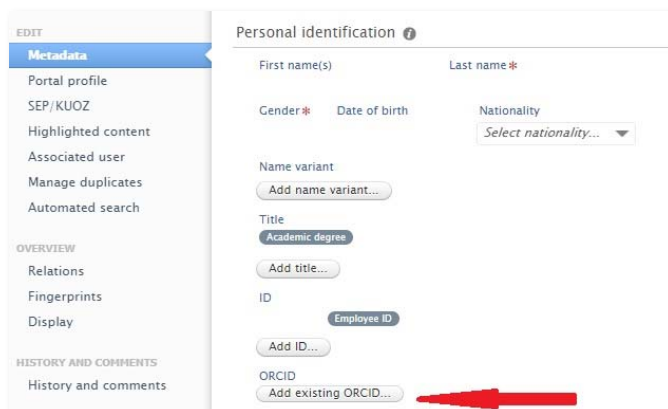
## Adding ORCID to your personal profile and enable import of reference data via automated search

Select 'edit profile' in the personal overview page.

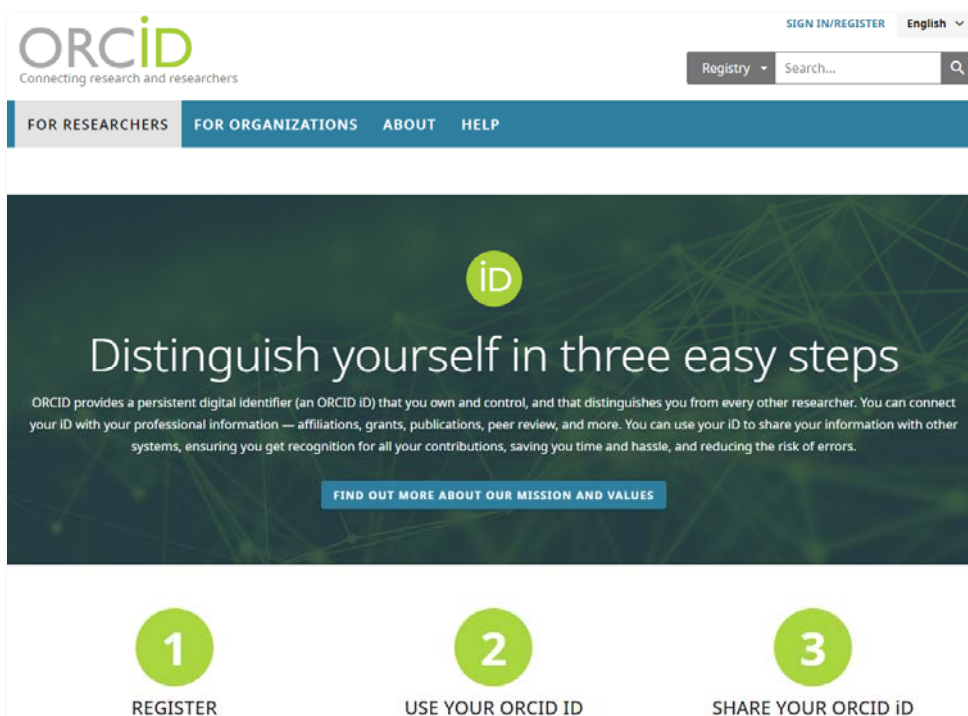


In the metadata section, click the option to add an existing ORCID.

Click "Authorise export of content to ORCID" to enable export of your research output to ORCID.

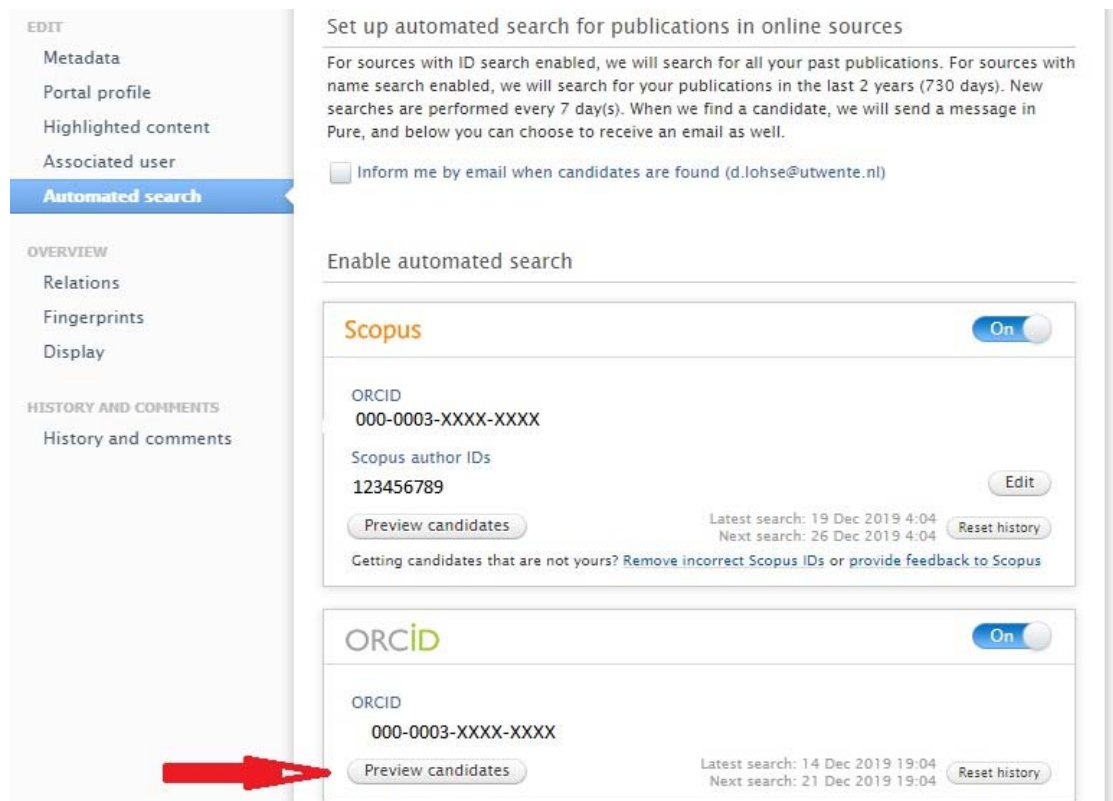


If you don't have an ORCID, please register it at: <https://orcid.org>, **We strongly advise all UT researchers to apply for an ORCID** as Scopus also uses ORCID for matching publications.



When your ORCID is registered and added to your profile, automated searches with ORCID can be enabled. Importing your publication references from your ORCID account, or Scopus, is the main benefit of these automated search options in Pure.

In your personal profile, choose automated search. Use the slider to enable ORCID.



**EDIT**

- Metadata
- Portal profile
- Highlighted content
- Associated user
- Automated search**

**OVERVIEW**

- Relations
- Fingerprints
- Display

**HISTORY AND COMMENTS**

- History and comments

Set up automated search for publications in online sources

For sources with ID search enabled, we will search for all your past publications. For sources with name search enabled, we will search for your publications in the last 2 years (730 days). New searches are performed every 7 day(s). When we find a candidate, we will send a message in Pure, and below you can choose to receive an email as well.

Inform me by email when candidates are found (d.lohse@utwente.nl)

Enable automated search

**Scopus** On

ORCID  
000-0003-XXXX-XXXX

Scopus author IDs  
123456789 Edit

Preview candidates Latest search: 19 Dec 2019 4:04  
Next search: 26 Dec 2019 4:04 Reset history

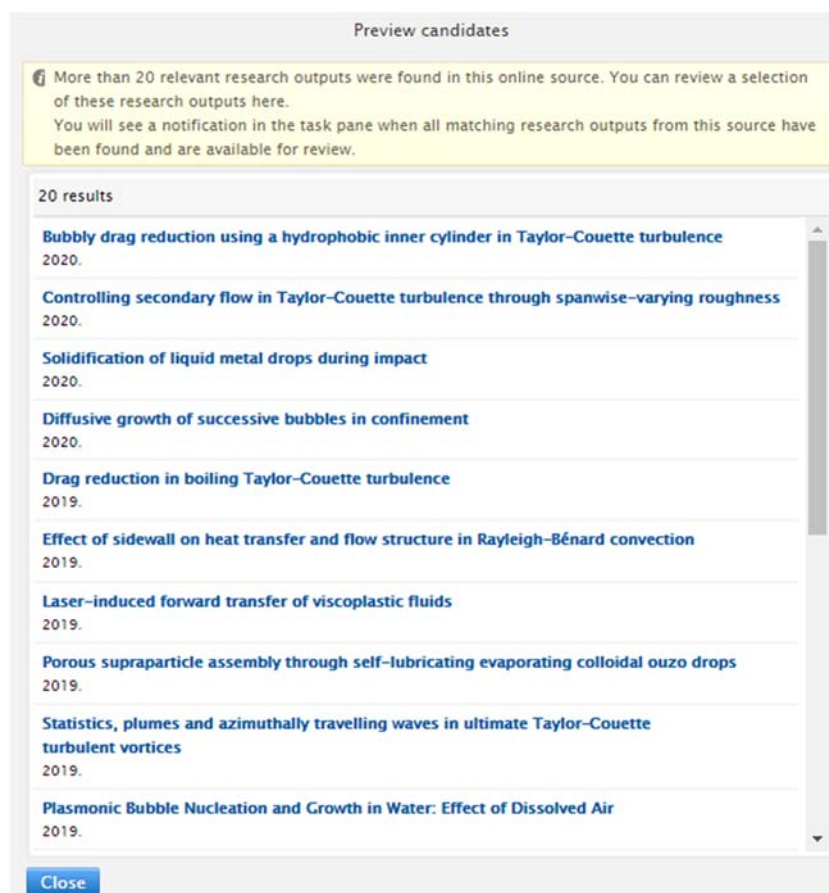
Getting candidates that are not yours? [Remove incorrect Scopus IDs](#) or [provide feedback to Scopus](#)

**ORCID** On

ORCID  
000-0003-XXXX-XXXX

Preview candidates Latest search: 14 Dec 2019 19:04  
Next search: 21 Dec 2019 19:04 Reset history

Clicking 'preview candidates' displays a list with publications, matching your ORCID.



Preview candidates

**i** More than 20 relevant research outputs were found in this online source. You can review a selection of these research outputs here. You will see a notification in the task pane when all matching research outputs from this source have been found and are available for review.

20 results

**Bubbly drag reduction using a hydrophobic inner cylinder in Taylor-Couette turbulence**  
2020.

**Controlling secondary flow in Taylor-Couette turbulence through spanwise-varying roughness**  
2020.

**Solidification of liquid metal drops during impact**  
2020.

**Diffusive growth of successive bubbles in confinement**  
2020.

**Drag reduction in boiling Taylor-Couette turbulence**  
2019.

**Effect of sidewall on heat transfer and flow structure in Rayleigh-Bénard convection**  
2019.

**Laser-induced forward transfer of viscoplastic fluids**  
2019.

**Porous supraparticle assembly through self-lubricating evaporating colloidal ouzo drops**  
2019.

**Statistics, plumes and azimuthally travelling waves in ultimate Taylor-Couette turbulent vortices**  
2019.

**Plasmonic Bubble Nucleation and Growth in Water: Effect of Dissolved Air**  
2019.

Close

Individual email, message and task settings can be set to show notifications about import candidates from ORCID automated search. (See [this QRC](#) for e-mail, message and task settings)

The task list is displayed on the right side of your personal profile page.

Clicking the ORCID research output shows an overview

## Help and support

The Help and support section at the bottom of Pure Research Information offers links to an online manual, Frequently Asked Questions and a contact emailaddress.

Also check out the [UT products and services page on ORCID](#).