



Visualizing collaboration between researchers and showing individual expertise

When collaborating with researchers associated with external organizations. In your research output, they are displayed as follows:

ID: 305688241

Mapping the Complexities and Benefits of Research-Design Partnerships
Research output: Chapter in Book/Report/Conference proceeding > Conference contribution > Academic > peer-review

EDIT

- Metadata**
- Metrics
- Manage duplicates

OVERVIEW



















- Relations
- Fingerprints
- Display

HISTORY AND COMMENTS

- History and comments

Contributors and affiliations

Contributors *

 Emma Mercier, Author	Edit	+	-	
External person				
 University of Illinois at Urbana-Champaign			-	
External organisation: Unknown				
 Lu Etta Mae Lawrence, Author	Edit	+	+	-
External person				
 University of California at Irvine				-
External organisation: Unknown				
 June Ahn, Author	Edit	+	+	-
External person				
 University of California at Irvine				-
External organisation: Unknown				
 Christopher Wegemer, Author	Edit	+	+	-
External person				
 University of California at Irvine				-
External organisation: Unknown				
 Maya Benichou, Author	Edit	+	+	-
External person				
 University of Haifa				-
External organisation: Unknown				
 Yael Kali, Author	Edit	+	+	-
External person				
 University of Haifa				-
External organisation: Unknown				
 Yotam Hod, Author	Edit	+	+	-
External person				
 University of Haifa				-
External organisation: Unknown				
 Marcela Borge, Author	Edit	+	+	-
External person				
 Pennsylvania State University				-
External organisation: Unknown				
 Kimberley Gomez, Author	Edit	+	+	-
External person				
 University of California at Los Angeles				-
External organisation: Unknown				

NOTIFICATIONS

On the researcher profile page (public visible University of Twente. Research Information portal), these relations are displayed as a network across the globe between scientists. Clicking a dot opens detailed information about network partners in that region.



This Collaboration can also be displayed in a graph



1. Select the external author in your research output (heading: Authors and affiliations)

Authors and affiliations ⓘ

Authors *

Christophe Yamahata, Author
External person

Edit

2. Click “edit”, and in the edit person window, click “Affiliate to an external organization” (bottom). You can also select a country.

Edit person

Christophe Yamahata
External person

Replace

First name: Christophe
Last name *: Yamahata

Role *: Author

Country: No country selected

Affiliation on the research output

Affiliate to an external organisation...

Cancel Update

3. Type the name of the external organization, choose the right one and click on the name

Add organisational unit

Search Create external organisation

ecole polytechnique

Ecole Polytechnique
France
External organisation: Unknown

Ecole Polytechnique de Montreal
Canada
External organisation: Unknown

Ecole Polytechnique Federale de Lausanne (EPFL)
Switzerland
External organisation: Unknown

Ecole Nationale Polytechnique Algiers
Algeria
External organisation: Unknown

Ecole nationale polytechnique d'Oran
Algeria
External organisation: Unknown

Cancel



4. The external organization is affiliated with the user, click “update” (bottom)

Edit person

Christophe Yamahata
External person Replace

First name Last name

Role Author

Country Switzerland

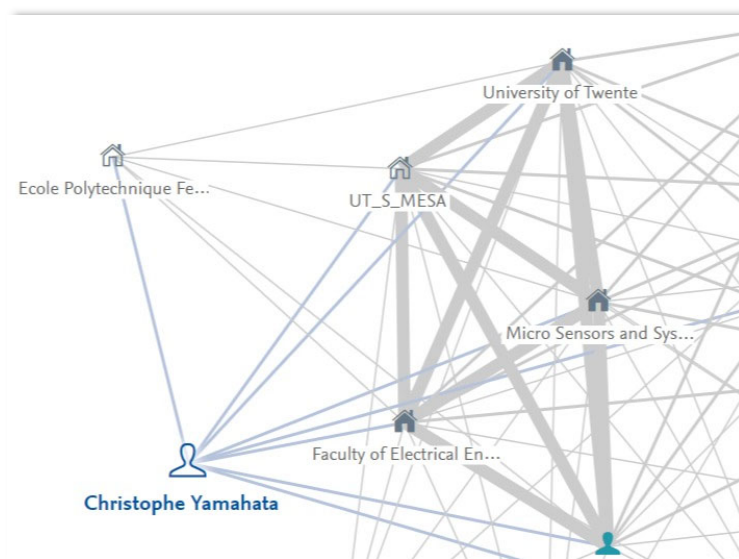
Affiliation on the research output

Ecole Polytechnique Federale de Lausanne (EPFL) -
External organisation: Unknown

Affiliate to an external organisation...

Update

The external organization is now added as an affiliation to the external person and is displayed in University Twente. Research Information Portal. Affiliations can be removed using the minus (-) sign next to the name.



When finished, don't forget to click the Save button at the bottom of the screen

If the external organization isn't listed, you can add it to Pure.

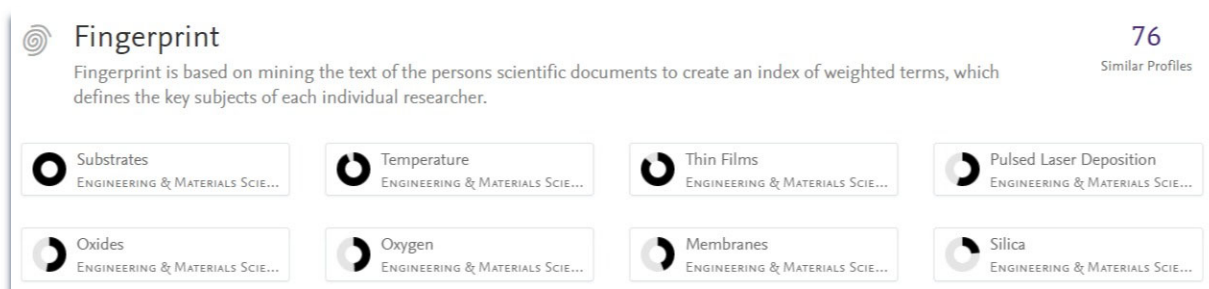
In order to avoid duplication of external organization names, we advise you to search the organization-name in multiple ways (name/language-variants). For displaying the external organization on the Geographical Map, please also select the organization's country.

Only mention the main name of the external organization, not department, sections etc.



Individual expertise

Based on text mining of your scientific documents, which creates an index of weighted terms, so called “Fingerprints” are constructed to define the key subject areas of each individual researcher. The amount of filling of the ‘donut’ corresponds with the weight of each fingerprint.



For removing (incorrect) Fingerprints, Please see the [corresponding FAQ](#)

Help and Support

More detailed instructions on how to use Pure Research Information are available in the Pure manual.

Access the manual from the bottom right corner of the screen at any time when logged into Pure Research Information. (hover over ‘Help and support’, click ‘Manual’) The available manuals are based on your role (researcher, editor) in Pure.

Also a link to the FAQ’s is listed here to help you make the best use of Pure Research Information.

