


# Introduction **B2** Psychology 2017-2018

4 September 2017

Marielle Stel – Programme Director Psychology







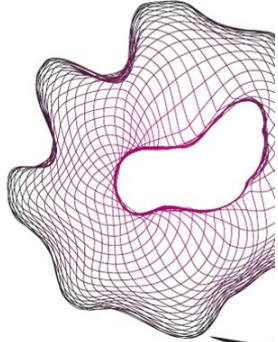
## Introduction **B2** Psychology 2017-2018

4 September 2017

Manon te Vaarwerk and Mascha Lindeboom – Study advisers Psychology

Laura Holsbeeke – Programme coordinator

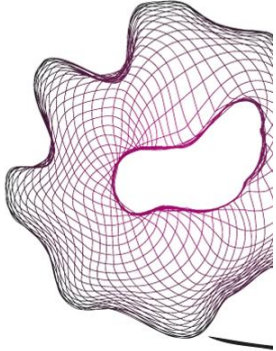




## Introduction B2

---

- General information
- Start bachelor year 2
- B2 programme
- Regulations
- (Introduction) B3 programme
- Evaluation education programme, improvements & panel meetings



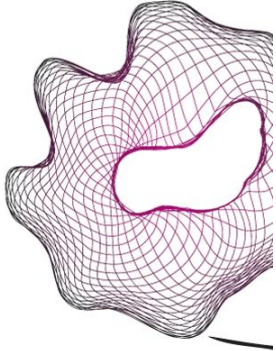
## Start bachelor year 2 – General information

---

You can find this presentation at: [www.utwente.nl/psy](http://www.utwente.nl/psy)  
→ Bachelor PSY → Year 2

Communication (e.g. about informational presentations ) → we keep using the Blackboard organization page of year 1, the name has been changed to **Bachelor's programme PSY year 2 2017-2018**.

- For (personal) questions → study advisers Mascha Lindeboom and Manon te Vaarwerk [studyadviser-PSY@utwente.nl](mailto:studyadviser-PSY@utwente.nl)
- Remarks concerning education? → Laura Holsbeeke



## Start bachelor year 2 – Finishing year 1

---

- The majority of the students obtained 60 EC in year 1.
  - Not yet 60 EC? → you redo the non-obtained first year module components this year (in the form in which the module components are offered this year)
- It is advisable to discuss your planning with the study adviser.
- [https://www.planzelf.nl/enterprise/bij/utwente\\_bms/en](https://www.planzelf.nl/enterprise/bij/utwente_bms/en) (Select as study adviser Mascha Lindeboom)



# Bachelor year 2

Year 2

Elective  
module  
1 out of 3

Elective  
module  
1 out of 2

Research methods and  
Research project

Psychological and Professional  
skills

- In the first semester elective modules
- In second semester 2 stretch modules
- More independence in year 2 → different set up projects and meetings



# Bachelor year 2

---

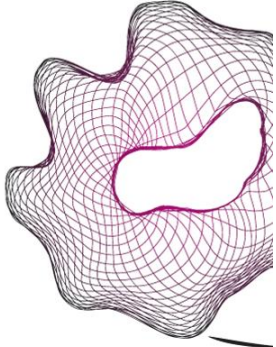
## Semester 2: practice and skills

### Module Research methods and Research project:

- Big research project- conducting research in groups – individual report
- Appointments with supervising teacher
- Lectures and practicals about conducting research - (new) research methods and applying statistics, writing reports

### Module Psychological and Professional skills:

- Interviewing and counseling skills, working with groups (presenting/guiding)
- Career and workfield orientation
- Tutorials, assignments, assessments, exam(s) (only) for ‘theoretical background’

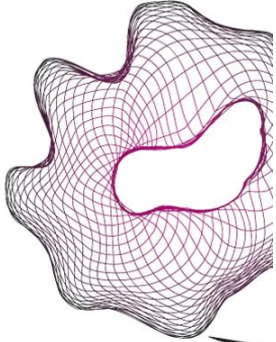


## Start bachelor year 2 – Regulations

---

- No 'regulation for compensation across modules' as in year 1!  
→ Different set up year 2, less module components & different components per module + more assignments and practice
- New: if you do not pass a second year module → obtained module components remain valid for an unlimited period of time.
  - You redo the non-obtained module components in the next academic year, in the form in which the module components are then offered.
  - (Sub)test results *within* a module-component are only valid in the academic year they were obtained.
- Note: all components need to be passed to receive your credit points for the module.





## Start bachelor year 2 – Regulations

---

For example:

### Module Psychology of Safety

- Theory component: 2 subtests (10 EC)
- Project component (5 EC)

If you would pass the Project component but not the Theory component you only have to redo the Theory component next academic year: both subtests (10 EC) (in the form in which the module components are then offered)



# Bachelor year 3

---

Year 3

**Elective space 30EC**  
min 90EC obtained

**Reflection – History, Ethics and  
Philosophy of PSY**

**Bachelorthesis/graduation**  
B1 + B2 obtained!



# Bachelor year 3

---

- In elective space:
  - UT High Tech Human Touch modules ([www.utwente.nl/minor](http://www.utwente.nl/minor))
  - Elective module psychology ((max) 1 module you did not choose in year 2!) – preparation master specialisation PSY UT
  - Modules other study programmes (e.g. for a different master CS/EST)
  - Courses at another Dutch university

Extensive information meeting about the elective space in November

You want to go abroad? Start on time with your preparation!

- Study abroad → B1 + first semester/elective modules B2 obtained
- Start orientating using experiences other students and information Study Abroad website [www.utwente.nl/en/study-abroad](http://www.utwente.nl/en/study-abroad)



## Evaluation education programme and improvements

---

- We collect the opinions of students (quantitative) with a questionnaire you fill in after completion of a module (you receive an email) + (qualitative) with panel meetings
    - Go to [www.utwente.nl/psy](http://www.utwente.nl/psy) → Education Evaluation & Quality
- There you will find:
- An explanation for what the results are used for
  - A link to the BMS page with all evaluations (quality care B-PSY)



## Sign up for panel meetings second year

---

**Panel meetings:** discussing strong points module + items for improvement → such as lectures, projects, study material, exams, information supply etc.

**Why is this important for the education programme?** (timely) insight in strong/weak points education → and if necessary taking action!

**Why is it interesting for you?** You get the chance to discuss the quality of education and you can see the results!

**When?** A maximum of 2 meetings per block (during lunch break)

**How do you sign up?** Write down your name (+ the elective module) on the list so we can contact you.



---

QUESTIONS?