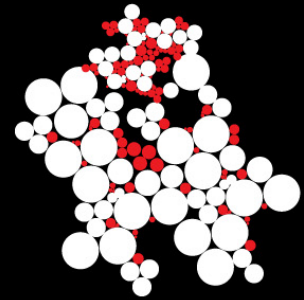


UNIVERSITY OF TWENTE.



GE3 / GLOBAL E3
STUDENT EXCHANGE




OCTOBER 2019

KARIN PAARDENKOOPER


UT SENIOR ADVISOR INTL PARTNERSHIPS & DVLPMT







GE3 – WHAT, WHERE, WHO?


- GLOBAL ENGINEERING EDUCATION EXCHANGE
- MEMBER UNIVERSITIES IN ASIA, AUSTRALIA, EUROPE, LATIN AMERICA, THE MIDDLE EAST, AND THE U.S.
- **20 COUNTRIES, 70 UNIVERSITIES, 4 UT STUDENTS** MAX. P/YR
- PAY TUITION AT UT TO STUDY IN THE WORLD
- EXCLUSIVELY UT BACHELOR STUDENTS FROM **AT, CSE, CREATE, CS** AND **UCT-ATLAS**





- MEMBERS OF THIS CONSORTIUM
- CAPACITY CHART






1. WHAT TO DO TO GET SELECTED BY UT


- CHOOSE THE UNIVERSITY OF YOUR DESTINATION (3 TO 5; CHECK GE3 CAPACITY CHART)
- GET TO KNOW THE UNIVERSITY THROUGH THEIR OWN WEBSITE
- CHECK COURSE CONTENT ('ACADEMIC FIT')
- WRITE YOUR MOTIVATION FOR EACH UNIVERSITY
- APPLY WITH YOUR FACULTY EXCHANGE COORDINATOR






TOEFL TEST OF ENGLISH

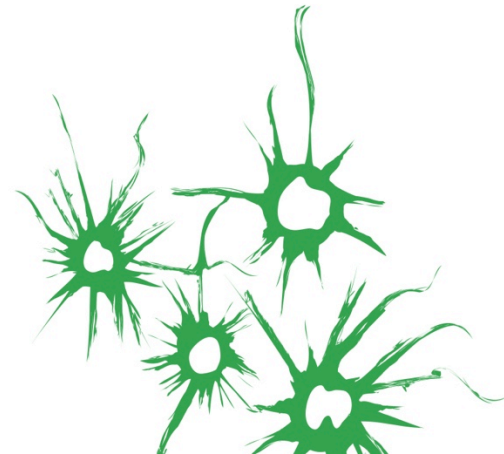

- CHECK **ets.org** WEBSITE and register
- Around Enschede → Arnhem, Dortmund, Dusseldorf, Amsterdam
- 26 Oct first date – 7 Dec latest !! (4 dates in Nov)
- **255 US\$**





IMPORTANT DATES !!



- APPLICATION @ YOUR FACULTY FROM 1 NOV 2019 UNTIL 15 DEC 2019
- UT SELECTION 16-17 DEC
- APPLY IN THE GE3 ICT TOOL:
 - Open for **fall applications**: approx. 10 January - 1 March




3. APPLYING THROUGH IIE; GE3 - HIGHLY COMPETITIVE

CRITERIA:

- (HIGH) MARKS
- HIGH ENGLISH LANGUAGE TEST RESULTS
- FIRST TO APPLY WITH ALL DOCUMENTS
- **TIP:** USE THE WORD ENGINEERING AS 'ACADEMIC MAJOR' ("ENGINEERING OR COMPUTER SCIENCE ONLY")





DOCUMENTS FOR APPLICATION AT IIE

- PASSPORT (VALID UNTIL 6 MTHS AFTER SEMESTER ABROAD = JUNE 2021)
- TRANSCRIPT OF RECORDS
- MOTIVATION LETTER (FOLLOW INSTRUCTIONS CAREFULLY; GOALS)
- BANK LETTER (IN ENGLISH OR OFFICIAL TRANSLATION; FOR VISA TO US)
- RECOMMENDATION LETTER (PREFERABLY FROM AN ENGINEERING FACULTY MEMBER)





4. AFTER BEING SELECTED BY A HOST UNIVERSITY


- APPLY (FOR ADMINISTRATIVE PURPOSES) IN THE UNIVERSITY'S OWN APPLICATION SYSTEM, USING ALL DOCUMENTS YOU ALREADY HAVE.
- DON'T WORRY- YOU HAVE ALREADY BEEN ACCEPTED
- **TIP:** MAKE SURE YOU CHOOSE YOUR COURSES FOR US UNIVERSITIES ON THE VERY DAY THE COURSES ARE OPENED ONLINE !!! (COUNT TIME DIFFERENCE)



5. REGISTRATION AT UT

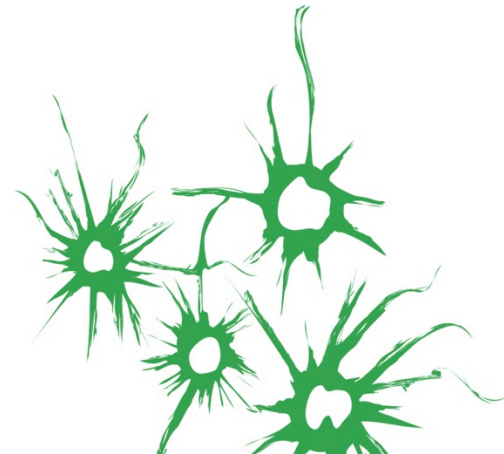

- ASK YOUR ADVISOR/ EXCHANGE COORDINATOR HOW TO REGISTER AS AN OUTGOING EXCHANGE STUDENT
- CHOOSE YOUR COURSES WITH YOUR ADVISOR/ EXCHANGE COORDINATOR AND MAKE SURE YOUR EXAM COMMITTEE APPROVES YOUR CHOICE
- APPLY FOR YOUR UT SCHOLARSHIP (TMF AND SAS; PART OF MOBILITY ONLINE PROCESS)





DON'T FORGET

- YOU'LL HAVE TO PICK UP YOUR VISA AT A US EMBASSY, WHO WILL INTERVIEW YOU; MAKE AN APPOINTMENT!
- MAKE SURE YOU ARRIVE ON TIME FOR ORIENTATION! CHECK THAT DATE DURING THE APPLICATION PROCESS
- DON'T FORGET TO PAY YOUR REGULAR TUITION FEE AT UT



MONEY MATTERS

- CERTIFIED TRANSLATION OF DOCUMENTS (BANK LETTER)
- TRAVELLING TO EMBASSY
- VISA FEES
- HOUSING (US EXPENSIVE- OFTEN COMPULSORY FOR EXCHANGE STUDENTS)
- MEAL PLANS (SOMETIMES COMPULSORY US ON CAMPUS)
- HEALTH INSURANCE (SOMETIMES IMPOSED BY UNIVERSITY)
- RETURN TICKET HOME TO DESTINATION UNIVERSITY
- BOOKS, CLUBS (SPORT), ORIENTATION FEE, LOCAL TRANSPORT
- TRAVEL INSURANCE

