

Introduction to the TimeEdit Viewer for Students

1. Log in via https://cloud.timeedit.net/nl_utwente/web
Choose your entrance to go the Schedule.



University of Twente

Guest

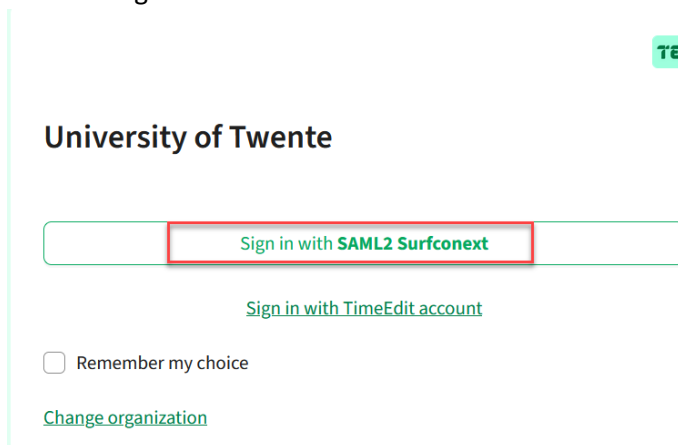
 Staff

 **Student**

This site uses cookies to handle login

TE Auth no token.

Click on: Sign in with SAML2 Surfconext

A screenshot of the login page for the University of Twente. At the top right is a small TE logo. Below it is the text 'University of Twente'. There are two main buttons: 'Sign in with SAML2 Surfconext' (highlighted with a red box) and 'Sign in with TimeEdit account'. Below these buttons is a checkbox labeled 'Remember my choice' and a link 'Change organization'.

2. Click on the Schedule you want to see

Student


Welcome to the University of Twente Timetable Viewer and Reserve page for UT students and people using an x-account. Need help? Take a look at the [website](#).


VIEWER
View Educational Schedules

 Schedule 2024-2025


 Schedule 2025-2026 

RESERVE
Make a reservation

 Book a project room
Students only

 My reservations
Overview of your reservations

HALL VIEW

 Hall Viewer

3. This is where you determine what you will search for:

- Course →filter on period
- Course part
- Study Programme →filter on period
- Course UTLC
- Course Navitas
- Student Set
- Lecturer

4. Choose 'Search' to see your options

Search

Study programme ▾ Search Study programme 🔍 Search

Block

Match all selected

1A

1B

2A

2B

3

Separator + Filter &&

5. This is where you can see the results you have been searching for and you can choose the course/program you want to see

6. This is where you can go to the schedule

Result

| |
|---------------------------------------------------------------------------|
| Academy Technology Liberal Arts Sciences SEM01, 1A |
| Academy Technology Liberal Arts Sciences SEM03, 1A |
| Academy Technology Liberal Arts Sciences SEM05, 1A |
| Advanced Technology MOD01 20200610 Mechanics, 1A, Last Academic year 2024 |
| Advanced Technology MOD01 202500292 Mechatronics, 1A |
| Advanced Technology MOD05 202400615 Signals, Models & Systems, 1A |
| Applied Mathematics Master 1A, 1A |
| Applied Mathematics MOD01 202200140 Structures and Models, 1A |
| Applied Mathematics MOD05 202300015 Statistics and Analysis, 1A |

My criteria Sort Clear

Nothing selected yet.

Show schedule

7. This is where you can adjust specific data criteria to see the schedule that you want.

Today < w36 > 01-09-2025 - 21-09-2025 🔍 Search

Se

2025/2026 1A

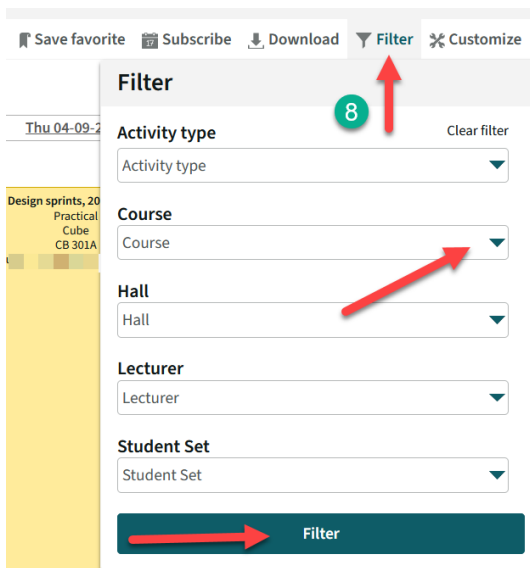
2025/2026 1B

2025/2026 2A

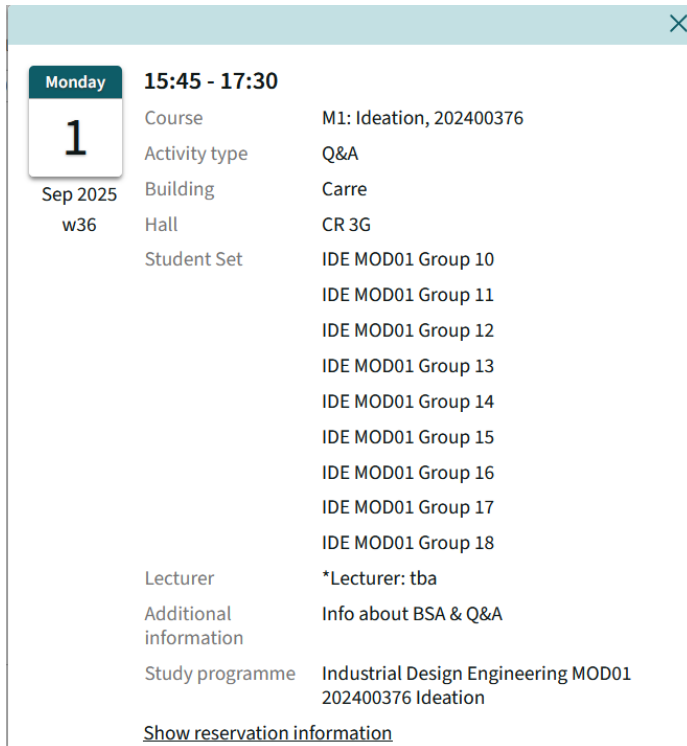
2025/2026 2B

Search Study programme 🔍


8. This is where you can filter your searching criteria (Activity type/Course/Hall/Lecturer)



9. To see the details of an activity, click on the activity.



10. This is where you can save your favorite schedule
11. This is where you can make a subscription to your calendar program
12. This is where you can make different exports of the schedule
13. This is where you can customize your view
14. This is where you can switch between graphical (calendar) and text (list) view




15. The colors on the schedule refer to the types of educational activities

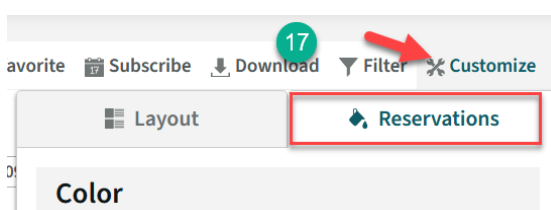
Tutorial
 Lecture
 Lectorial
 Practical
 Other

16. To start a new search, click "Search" next to the period. This is where you can go back to the searching page and adjust your chosen searching criteria.

If you want to open a new one, you have to delete the previous search under 'My Criteria'.



17. If you want to see student sets on the schedule, you can add these yourself.
Go to 'Customize' and then to Reservations.




If you add student set here, the sets will become visible on the schedule. You can then filter on student sets via filter.

Content

Visible information ⓘ
Drag and drop to reorder

- Course, Course: Course code osiris, Course UTLC: Code, Course Navitas: Name
- Course part
- Description
- Activity type
- Resit
- Building
- Hall
- Student Set
- Lecturer



18. To be able to see if education is also scheduled in the evening you can adjust the time of the schedule at customize → layout → time

Favorite Subscribe Download Filter Customize

Layout Reservations

Page

Time

Expand to full weeks ⓘ
Shows the full week even when only part of the week is selected.

Time frame ⓘ
Begin time: 8
End time: 22

19. You can choose the language you want to use

University of Twente

University of Twente / Student / Schedule 2025-2026


Today < w36 > 01-09-2025 - 21-09-2025 Search Applied Mathematics Master 1A, 1A

Date limits 01-09-2025 - 30-08-2026

| w36 | Mon 01-09-2025 | Tue 02-09-2025 | Wed 03-09-2025 | Thu 04-09-2025 | Fri 05-09-2025 |
|-----|----------------|----------------|----------------|----------------|----------------|
| 8 | | | | | |

Choose language

- Automatic
- Nederlands
- English



20. You can see if something has changed in the schedule (within 48 hours) by the red dot in the left corner

13:15

Experimenteren, 202300095
Practicum
**No Room Required
*Lecturer: tba
12

