

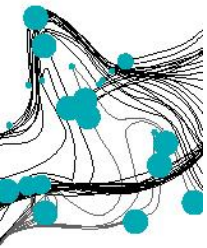


UNIVERSITY OF TWENTE.

WORKSHOP: CREATE AN INSTRUCTIONAL VIDEO

MARTIN BOSKER, CHRIS ROUWENHORST
NOVEMBER 3, 2015





Workshop:

Introduction video on UT (20 min)

- Formats on University of Twente
- Supporting services

Round 1 (15 min)


- Experiment in studio **or** experiment with pencast / screencast

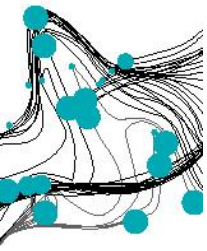
Round 2 (15 min)

- Experiment in studio **or** experiment with pencast / screencast

Wrap up (10 min)


- Questions?
- Expectations from supporting services?





Why video (1):

- **Students:**
 - Freedom in time, content and form
 - More student engagement.
- **Blended learning**
 - Mix of face to face and online education
- **Online courses**
 - E-learning, MOOCs
- **Flipped classroom**



What kind of video? (1)

Videocollege

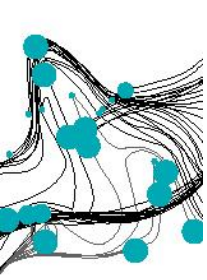
Microlecture

Screencast

Pencast

Event





Supporting services

Facilities:


- 2 Recording studios (Microlectures)
- Software licenses (o.a. Camtasia)
- General lecture recordings
- Custom made recordings
- Products (WACOM tablet, LiveScribe)

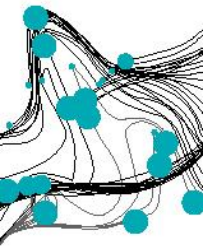
Workshops

- How to create an instructional video
- Studio training with external trainer

Support:

- Feedback on script
- Didactical advise
- How to implement in education
- Assistance in studios
- Software support





Wrap up

<https://www.utwente.nl/telt/>

Questions?

Something missing in support?

