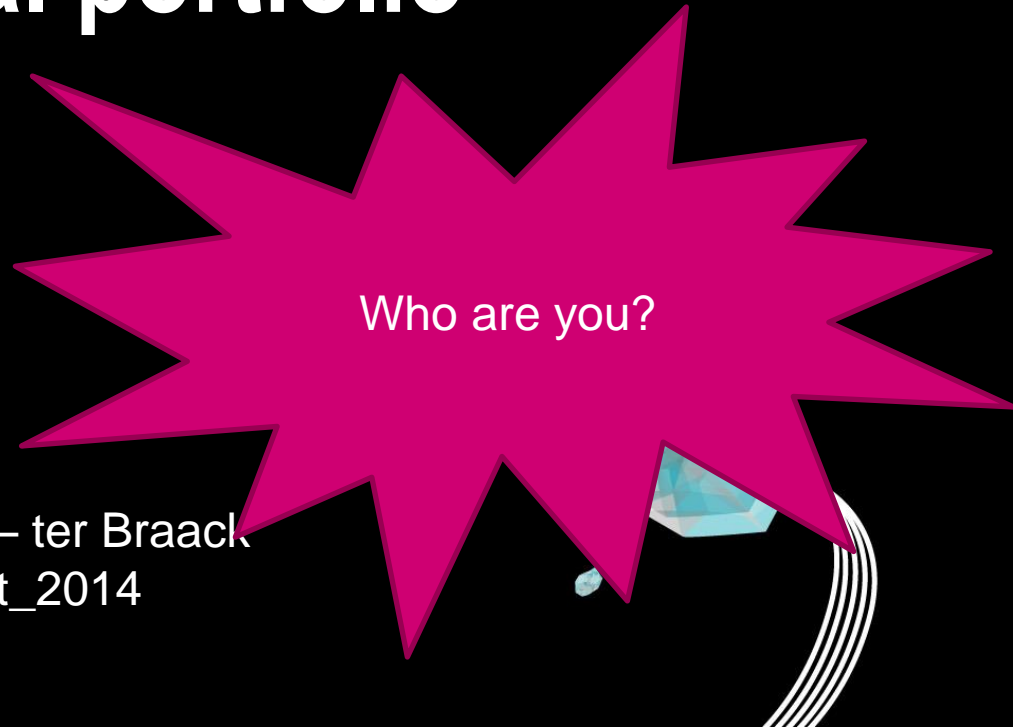



Demonstration Digital portfolio

Who are you?

Martine ten Voorde – ter Braack
Onderwijsdag_23okt_2014



Prepare to vote

Internet

1

2

TXT

This presentation has been loaded without the Shakespeak plug-in.

2

*Want to download the plug-in for free? Go to
<http://shakespeak.com/en/free-download/>.*

Twitter

1

2

Voting is anonymous

Who are you?

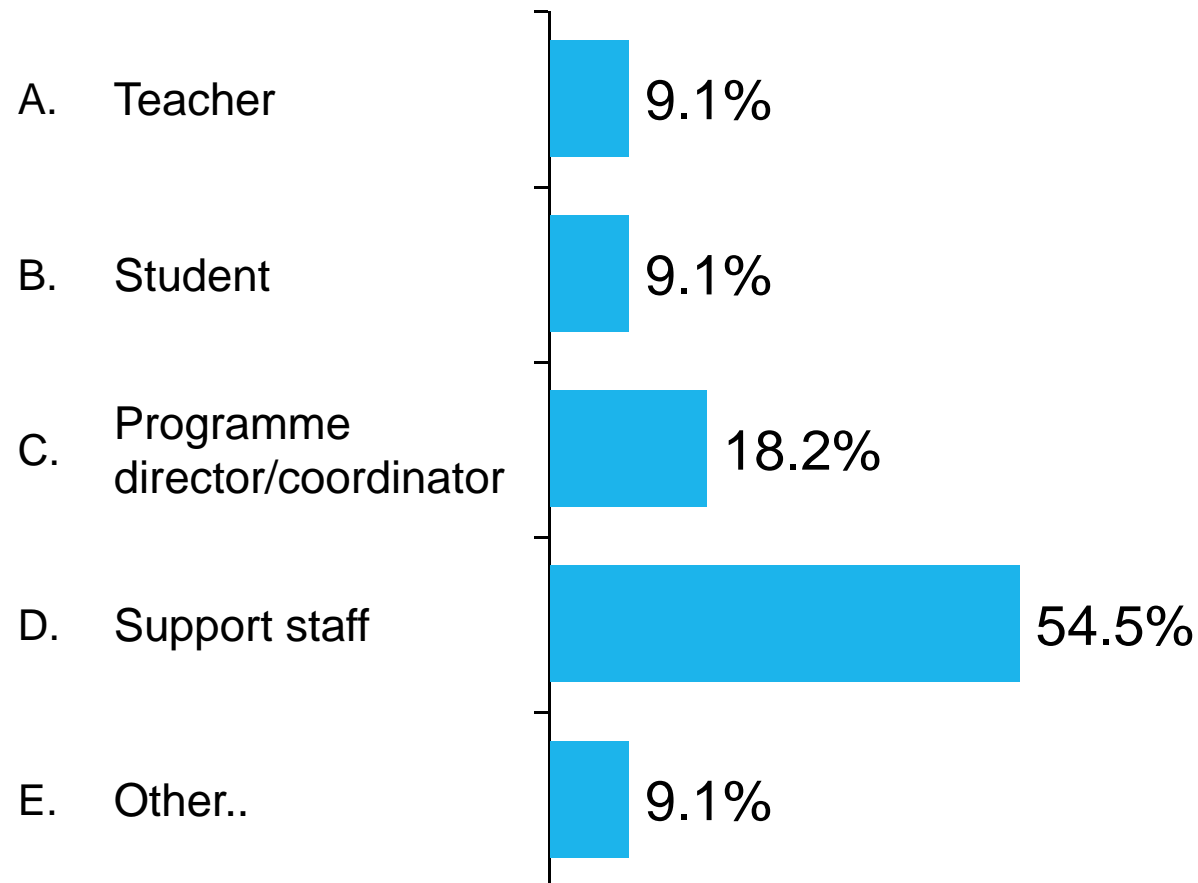
- A. Teacher
- B. Student
- C. Programme director/coordinator
- D. Support staff
- E. Other..

The question will open when you start your session and slideshow.

votes: 0

 Closed

Who are you?



Introduction

- Martine ten Voorde
 - Onderwijskundige Dienst
 - Didactical advise

- Dennis Vierkant, Charl van Niekerk and Andre Brands
 - ICTS department
 - Software developers

- Dr. Ir. S.J.A. (Sandor) Löwik
 - Vakgroep BA, faculty MB
 - Skillscoördinator / input user point of view

Programme

- Skills outline programme TBK
- Demonstration portfolio

Prepare to react

Internet

1

2

TXT

This presentation has been loaded without the Shakespeak plug-in.

2

*Want to download the plug-in for free? Go to
<http://shakespeak.com/en/free-download/>.*

Twitter

1

2

Posting messages is anonymous

What do you want to know?

Toepassingsmogelijkheden

Op welke manier gedifferentieerd erkend wordt in een portfolio erkenning.

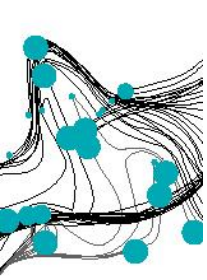
Realtion betwee

Messages: 0




Skillsprogramme TBK





Why professional skills?



- Job market
 - Excellent communicator
 - Able to work in teams
 - Able to manage own work
 - And more...
- Professional skills TBK: improving professional skills and show others that you master these skills



Definition portfolio

‘a selection of illustrative materials (also known as proof) which shows the way to which students have executed professional tasks, thereby providing insights in their acquired skills-levels’.

Time management
Self – directed learning
Self – evaluation
Reading
Listening
Writing
Presenting
Project management
Motivating others
+ 1 elective skill

Overview

Skillsworkshops
Projectwork
Tutorsessions
Extracurricular activities

Practice, practice, practice, practice, practice:
Evaluated by Module lecturers and tutors

Bachelor
thesis



Assignment 1a & 1b:
Basic Portfolio & POP

Assignment 2:
Progress
Report 1

Assignment 3:
Progress
Report 2

Assignment 4:
Final Portfolio &
POP

Evaluated and assessed by skills-instructors



Digital portfolio



Development

September 2013	Decision to develop an own sys	TBK
October – January	<i>Release 1.0</i>	
January – March	<i>Release 1.1</i>	
April – May	<i>Release 1.2</i>	ATLAS IEM
June- August	<i>Release 1.3</i>	
September 2014	<i>Release 1.4</i>	
In progress	...	IBA EE Others?

Principles

- Keep it simple (technical point of view and user point of view)
- It's complemented to existing UT systems (e.g. blackboard)
- The programme can do a lot of coordinate work by themselves
- The system is in English
- Keep it general

System characteristics

- Build upon 'programmes and cohorts'
- Terminology
- Based on 4 roles

1. Coordinator
2. Student
3. Examiner
4. Evaluator

Portfolio
Topic
Assignment
Product

Coordinator

coordinator – student – examiner - evaluator

- Manager of the environment
- Create cohort
- Create portfolios and examiner groups
- Create topics and assignments
- Provide general information
- Can be more than one
- Overview of all the students

Student

coordinator – student – examiner - evaluator

- Collect products for each topic
- Submit assignments
- Sending out feedback requests (peer feedback)
- Read the feedback and grades

Examiner

coordinator – student – **examiner** - evaluator

- Assess products of students
- See content of the portfolio from specific students
- Communicate with students
- Overview on studentlevel and assignmentlevel

Evaluator

coordinator – student – examiner - evaluator

- Acces to specific part of the portfolio
- Provide feedback (digital)
- Can be anyone at least there is an e-mailaddress

Testomgeving

- <https://linux260.utsp.utwente.nl/portfolio/>
- Portfolio.utwente.nl





ICTS

Aanmaken van de naam
Toekennen coördinator rechten

Coördinator

Aanmaken cohortnaam
Aanmaken portfolio's
Aanmaken portfoliogroepen
Aanmaken topics
Toevoegen generieke info
Aanmaken assignments inclusief beoordelingsformulieren

Student

Inleveren van opdrachten
Inleveren van eigen producten
Feedbackverzoeken versturen
Lezen van generieke info
Communiceren met examiner
Feedback inzien

Naam opleiding/module/etc

cohort
2013-2014

cohort
2014-2015

Etc.

Topic 1

Topic 2

Topic 3

Etc.

Assignments

Open products

Examiner

Geven van feedback op opdracht
Voortgang inzichtelijk per opdracht en per student

Evaluator

Op verzoek student feedback geven op specifiek bewijsstuk