



International Year of Statistics News

October 7, 2013

RSS, ASA Launch Stats2013AtSchool Quiz on Statistics2013 Website

The [Statistics2013 website](#) has a new feature—called the Stats2013AtSchool Quiz—thanks to the [Royal Statistical Society](#) and the [American Statistical Association](#). Developed by the [Royal Statistical Society Centre for Statistical Education](#) in cooperation with Plymouth University, [Stats2013AtSchool](#) is a world statistics quiz for learners across the world.

RSS and ASA encourage your organization to promote this fun activity to teachers and school-aged learners in your country. We hope to build an international community of champions who will help develop [Stats2013AtSchool](#) by contributing additional questions and resources.

If you are interested in being a champion please register at [Stats2013AtSchool](#). To give the quiz a try, go to www.statistics2013.org and click on the Stats2013AtSchool quiz located at the bottom of the homepage.

2013 Will Come to an End (Eventually), But Statistics Rides On!

Now that we are into the fourth quarter of the International Year of Statistics, most of you likely already are planning activities for 2014. If so, please send us information about the events so we can post these to the [Statistics2013 Activities Calendar](#). Scroll to page 13 to learn how to submit info about your event.

This is especially important because this Activities Calendar will continue to be updated and available to participating organizations and the public well after 2013. So please contribute your activities to the calendar today!

Plan to Participate in the “Unconference”

Nearly two weeks before the Future of the Statistical Sciences Workshop, the [Unconference on the Future of Statistics](#) will be staged. Organized by two authors of the [Simply Statistics](#) blog, the Unconference will be a virtual event hosted on Google Hangouts.

“It is a great time to be a statistician and discussing the future of our discipline is of utmost importance to us,” say Roger Peng and Jeff Leek, Unconference organizers, referring to the Future of the Statistical Sciences Workshop. “In fact, we liked the idea so much we decided to get in the game ourselves. We are

super excited to announce the first ever ‘Unconference’ hosted by Simply Statistics. Our goal is to compliment and continue the discussion inspired by the Statistics 2013 Workshop.”

The Unconference, which will focus on the future of statistics from the perspective of junior statisticians, will be held October 30 from noon to 1 p.m. EST on Google Hangouts and simultaneously live-streamed on YouTube.

The event will feature several of the most exciting and innovative statistical thinkers discussing their views on the future of the field, especially those issues that affect junior statisticians the most: education, new methods, software development, collaborations with natural sciences/social sciences, and the relationship between statistics and industry.

During the lead-up to the conference, organizers ask that you submit your thoughts on the future of statistics via Twitter using the hashtag #futureofstats. They will compile all comments and make these available along with the talks.

[You can learn more and sign up for the Unconference here.](#) A recorded version of the Unconference will be available for viewing on [YouTube](#) after the event. Pass on the news of the Unconference to your friends and coworkers!

Future of the Statistical Sciences Workshop Seeks Your Input

The [Future of the Statistical Sciences Workshop](#), the capstone event of Statistics2013, will be held November 11 and 12 in London, United Kingdom. The workshop will bring together 100 invited participants from around the world—statisticians, scientists who collaborate with statisticians, science writers and representatives of funding agencies.

One of the major workshop outcomes will be a paper—produced by a professional science writer—that will be targeted to funding agencies. To help us prepare this paper and set the tone for the workshop, we invite you to submit a brief statement describing your perspective on the current and near-term future state of the statistical sciences with which you are most familiar. We will compile all your perspectives to develop a global view.

Also, we want your comments on the questions in the titles of these workshop breakout sessions:

- Core of the Discipline: Does it Exist?
- Large-Scale Statistical Science (Big Data, Data Science, Data Mining, Etc.): What are the Opportunities?
- Workforce Development, Graduate Education, Online Learning: How Will We Meet the Demand?
- Statistics and Society: Impact on a Global Scale?

Please send your perspectives and comments to Ron Wasserstein, executive director of the American Statistical Association, at ron@amstat.org.

You will be able to view the workshop via the web thanks to [Wiley Publishers](#).

Give it Your Best Shot!: The Statistics2013 Photo Contest

The International Year of Statistics (Statistics2013) has launched a photo contest. This new competition—appropriately called the [Statistics2013 Photo Contest](#)—is sponsored by the [American Statistical Association/National Council of Teachers of Mathematics Joint Committee](#).

The contest is for secondary-school students (grades/years 7-12) around the world. The deadline for entries is November 1 and winners will be announced on or about December 16. [Click here for complete contest criteria.](#)

The Statistics2013 Photo Contest is organized by continents (excluding Antarctica) to ensure winners are selected in each region of the world.

Please help us spread the word about the Statistics2013 Photo Contest to secondary schools and teachers in your area or country. Send information about the contest to your country's national teacher organizations. Use your education contacts to inform schools and teachers in your country so their students get involved in this exciting photo contest. [You can download a promotional article here.](#)

You can learn more about the contest at the [Statistics2013 website](#). For more information, email Jeff Myers at Jeffrey@amstat.org.

Next Participation Milestone in Sight

Look out 2,200! That's the next participation milestone for Statistics2013, which is only 13 new participants short of this magic number. That's right; participation now stands at 2,187 organizations, while the country count stays steady at 126. To check out the current participant and country lists, go to the [Statistics2013 website](#).

There are still many more groups that should participate in the International Year of Statistics. Please encourage other organizations, secondary schools, universities and businesses in your area to join this worldwide celebration. It's easy for them to join. Simply tell representatives of these groups to go to www.statistics2013.org and click on the "Join Statistics2013" icon on the top right-hand side of the homepage to become an official International Year of Statistics participating organization.

Nominate a Statistician of the Week

Do you know an outstanding statistician deserving of recognition for his or her work? If so, nominate the person for the Statistics2013 Statistician Job of the Week. To do so, simply send us a 250-to-300-word article about your colleague along with a photograph. In the article, explain the person's job and his or her contributions to the mission of their organization. We'll feature the profile on the Statistics2013 website homepage for a week. Send your nominating submission to Jeff Myers at Jeffrey@amstat.org.

Participating Organization: News & Events

Following is the latest news about events hosted by Statistics2013 participating organizations:

Belarus—In celebration of the International Year of Statistics, for five days beginning September 10, the 10th international conference titled “Computer Data Analysis and Modeling: Theoretical and Applied Stochastics” was organized in Minsk—the capital of the Republic of Belarus—by the Belarusian State University and Vienna University of Technology of Austria. The event was announced in the *Bulletin of the Institute of Mathematical Statistics*. The conference was a forum for discussion of the latest results in data analysis, statistical modeling and computer simulation, stressing Complex Stochastic Data and Systems, and also for discussion of the ways for further developments in this field. A total of 150 professionals from 16 countries participated in the event: Austria, Belarus, Belgium, Czech Republic, Cyprus, France, Germany, Great Britain, Italy, Lithuania, Russian Federation, Slovakia, Switzerland, Turkey and Ukraine. The program included 22 plenary lectures delivered by invited speakers and seven sections, which were:

- Robust and Nonparametric Data Analysis
- Statistical Analysis of Time Series and Random Fields
- Probabilistic and Statistical Analysis of Discrete Data
- Computer Data Analysis in Applications
- Econometric Modeling and Financial Mathematics
- Computer Simulation of Stochastic Systems
- Survey Analysis and Official Statistics

Participants also visited the Belarusian Theater of Ballet and Opera and took part in excursions. [More information can be found here.](#)



Computer Data Analysis and Modeling Workshop participants pose for a group photo.

United States—The Department of Statistics at Oregon State University recently hosted American Statistical Association (ASA) President Marie Davidian to celebrate the International Year of Statistics. Davidian presented a seminar titled “The Right Treatment for the Right Patient (at the Right Time)”. It was attended by 100 students, faculty and the public. The seminar was followed by a reception.

Davidian also was the guest speaker at an Oregon State Chapter of the ASA event, presenting the same seminar to the gathering in Portland. This celebration also brought together two ASA past presidents with the current ASA leader: Peter (Tony) Lachenbruch, Sastry Pantula and Davidian. Lachenbruch and Pantula live in Corvallis, Oregon.



ASA presidents past and present (from left) Lachenburch, Davidian and Pantula.

Spain—As part of its celebration of the International Year of Statistics, the University of Valencia late last month hosted the “Conference of Disclosure and Enforcement of Statistics”. During the event, three roundtables presented applications of statistical science in biology and health sciences, socioeconomics and media. There also was a roundtable discussion of students as well as a poster session. The event organizing committee consisted of teachers and researchers in statistics, including Francisco Santonja, David Conesa, Carmen Armero and Francisco Montes, and students Héctor Iftimi and Adina Perpignan. Year 2013, the first International Year of Statistics, is being held at the University of Valencia with the goal “to bring, disseminate and share the role of statistics in our society and the passion of statistical probabilistic models attempt to bring real world data.”

Spain—The Department of Mathematics at the University of A Coruña, at the request of the Galician Society for the Promotion of Statistics and Operations Research (SGAPEIO), is organizing the XI Congress Galician Statistics and Operations Research. The conference will be held October 24 through 26. Among the events will be lectures, panel discussions, workshops and communications, plus cultural activities. The conference will contribute to the dissemination of advances in theory and applications in the teaching of statistics and operations research. Through a collaborative effort of SGAPEIO and educaBarrié a prize will be awarded for the best communications presentation by young researchers.

Spain—The Faculty of Statistical Studies of Complutense University of Madrid recently organized an official ceremony to commemorate 2013 as the International Year of Statistics. Speakers included:

- Mr. José Carrillo Menéndez, chancellor of Complutense University
- Mrs. Carmen Nieto Zayas, dean of the Faculty of Statistical Studies of Complutense University
- Mr. Miguel Ángel Puente Castro, general manager of the National Institute of Statistics
- Mr. José Miguel Angulo Ibáñez, president of the Statistics and Operations Research Society
- Mr. Vicente Quesada Paloma, professor at Complutense University

Each speaker presented a talk focused on the role of statistics in today's society. In particular, Professor Quesada presented a talk titled "Statistical Methods in Pictorial Authorship". [Click here to view video of the event.](#)



A speaker talks during the Complutense University Statistics2013 event.

United Kingdom—The Economic & Social Research Council (ESRC) Centre on Dynamics of Ethnicity (CoDE) will host its launch conference, titled "Dynamics of Diversity: Evidence from the 2011 Census", October 30 at the University of Manchester. The conference will include presentations on key research findings from the CoDE/JRF Census Briefings and discussion around the history of race relations in the CoDE case study sites: Cardiff, Manchester, Glasgow and the London Borough of Newham. The event is free and is funded by The University of Manchester Hallsworth Fund. [Click here to view the full programme and register.](#)

International—To encourage more young statisticians to take an active interest in official statistics, the [International Association for Official Statistics](#) (IAOS) is announcing its 2014 Prize for Young Statisticians competition. The competition recognizes the best paper written by a young statistician in the field of official statistics. The author or authors of the best paper will be awarded:

- A cash prize valued at €1,500 (divided among co-authors, if applicable)

- An opportunity to present the paper at a session at the 2014 IAOS Conference in Da Nang, Vietnam next October, with airfare and hotel accommodation provided (for only one author in situations of co-authorship)
- Two years of IAOS membership
- A certificate of award from the IAOS acknowledging success in this competition

IAOS encourages submitters to address and propose solutions to pressing methodological or strategic issues in the area of official statistics at the regional, national or international level. The paper must be 10 or fewer pages in length, be submitted in English, and not previously presented in a public forum or published. An international panel will judge the papers on the following criteria:

- Scientific and/or strategic merit
- Originality
- Applicability of the ideas in (the practice of) statistical offices
- Quality of the exposition


A maximum of three co-authors is allowed for a paper. An author can participate in only one paper. The deadline for submitting papers is February 3, 2014 at 11:59 PM (GMT +2 time). [Click here to view all award criteria and submission instructions.](#)

Nigeria—Late last month, the Department of Statistics of the Federal College of Animal Health and Production Technology celebrated the 2013 International Year of Statistics with a two-day programme. The celebration kicked off with a rally on the campus to introduce the college community about Statistics2013. Both the department staff and students participated in the rally wearing T-shirts and caps designed for the occasion. The first day continued with competitions in various games between staff members and students from the entire college community. Prizes were awarded to winners of the games. In addition, there also was a medical test service where local residents underwent medical check-ups by various health service providers. The second day featured a public lecture with three guest speakers. Those were:

- Dr. O. I. Shittu, senior lecturer at the Department of Statistics of the University of Ibadan, who delivered a talk titled “Importance of Statistics (Data) in National Security and Economic Transformation”
- Motivational speaker Arc. Akinyemi Lapinni talked to the students about “Becoming a Global Brand”
- Mr. Morufu A. Olugbode, the Oyo State Officer of the Nigeria’s National Bureau of Statistics, spoke about “Statistical Framework for Evaluation and Monitoring of Security in Nigeria”

The grand finale of the celebration was the launch of a special edition of the department’s magazine, *Fact Vox*, to mark the worldwide celebration of Statistics2013.

The statistics department, headed by Dr. Grace O. Alonge, was established in 2011 to train students leading to the award of a national diploma (ND) certificate in statistics. Currently, the department has two student classes, ND1 and ND2. The pioneer students—ND2—will be graduating in November.



Local residents get medical check-ups at Statistics2013 celebration.

Ireland—Maths Week Ireland 2013 officially has been launched! Speaking at the launch, Minister for Education Sean Sherlock said: “As an economy, it’s critical that we encourage young people to try hard at maths and to understand the importance of maths in opening up a wide range of career opportunities. I am delighted to support Maths Week as a great way of changing public perception of maths and increasing our mathematical literacy. I’d encourage everyone, young and not so young, to come along to one of the Maths Week events.”

Maths Week Ireland’s Co-coordinator, Eoin Gill, echoed Minister Sherlock’s sentiments: “During the week we hope to help people of all ages to understand how helpful a good understanding of maths can be in their everyday lives. People often have a notion that their brain isn’t configured for maths. Once they believe that, it is hard for them to flourish. The reality is that while not everyone can score an A1 in higher-level maths, everyone can succeed at maths if we have a more ‘positive’ attitude. Maths Week has something for all levels.”

Maths Week Ireland is the leading festival of its kind in the world. “It is a great example of what can be achieved in Ireland when groups work together pursuing a common interest.” Gill said.

There currently are nearly 69,000 participants in Maths Week Ireland. [You can learn more about the nationwide event here.](#)

Russia—Orenburg State University, a Russian university with more than 33,000 bachelor and graduate students of various majors, held an international scientific conference dedicated to the International Year of Statistics called “Days of Statistics”. The event, held September 26 through 28, featured more than 150 presentations that led to fruitful discussions under the general theme “Formation of

mainstream directions in development of statistics and econometrics”. Several issues attracted special participant attention, including international comparisons, statistics of life quality, economic cycles and risks, medical statistics and statistics education.

Spain—The traditional Day of Statistics (Dia de l’Estadística) was held in Barcelona October 4 under the auspices of the Catalan Statistical Society (SCE, [Societat Catalana d’Estadística](#)). Dr. Andreu Mas-Colell, chancellor for Economy and Knowledge of the Generalitat de Catalunya, acted as an honorable president of the event and was represented by Dr. Frederic Udina, director of the Institute of Statistics of Catalonia ([IDESCAT](#)). Dr. Guadalupe Gómez, president of SCE, stressed the importance of these meetings bringing together Catalan statisticians for 13 years. The day’s central talk was delivered by Dr. David Rossell (University of Warwick), who discussed common points and divergences in Bayesian and frequentist approaches to statistics. The roundtable, “What can statistics do for the healthcare?”, moderated by Dr. Pere Puig featured Drs. Christian Brandner, Montserrat Guillén, Ferran Torres and Miguel Porta as discussants. After the roundtable, all participants were involved in the game *Trivially Statistical* followed by the award ceremony of the 11th Student Contest on Applied Statistics that recognizes the best diploma thesis, master’s thesis and a project in biostatistics carried out at Catalan universities. After the lunch break, SCE members took part in the Society’s general assembly.



Dr. Frederic Udina and Dr. Guadalupe Gómez opening the Day of Statistics

Bulgaria—The University of Plovdiv (Faculty of Economic and Social Sciences) and the University of Florence (Department of Statistics, Informatics, Applications “G. Parenti”—DiSIA) are organizing an international workshop devoted to the International Year of Statistics. The event, titled “New Perspectives in Teaching Statistics in the Field of Economic and Social Sciences”, will be held November 9 and 10 at the University of Plovdiv. It will feature sessions reflecting economic and social facts through statistical data, including:

- The construction of complex measures
- Measuring changes

- The scientific meaning of statistical forecasts
- From data to telling stories
- Teaching demography

For more information, email [Professor Marta Sugareva](#) or [Plamena Vitkovska](#).


United States— In celebration of the International Year of Statistics, the North Carolina State University Department of Statistics is proud to announce that Nate Silver, author of the best-selling book *The Signal and the Noise*, will deliver a special lecture at the university. This invitation-only event is generously sponsored by the department's friends and supporters in the JMP Division at the SAS Institute. Silver's presentation, "[Celebrating Statistics: The Signal and the Noise](#)," will take place October 10 and will be followed by a reception. To learn more about the event or to obtain tickets, [email Nikki Cofield](#).

Mexico—The Mexican Mathematical Society (SMM) has planned several initiatives to celebrate the International Year of Statistics. [The August issue of the Information Letter](#) (*Carta Informativa*) is devoted to the International Year of Statistics. There also will be two special 2013 issues of the *Bulletin of the SMM* to celebrate the International Year of Statistics and the Mathematics of the Earth Planet. Likewise, the program of SMM's annual congress that will be held in Merida, Yucatan, in November includes several important talks in probability and statistics, including an inaugural lecture by a statistician.

National Statistical Organization: News & Events

Following is the latest news about upcoming and recently concluded events hosted by national statistical organizations (NSOs) participating in Statistics2013:

Cayman Islands—Nine governmental agencies are teaming with the Economics and Statistics Office (ESO) to showcase the impact of statistics on daily life in this country. The statistics fair will take place at the University College of the Cayman Islands (UCCI) October 24. The interactive exhibition will be the highlight of the Cayman Islands' celebration of the International Year of Statistics. Organisers have planned activities that will focus on the theme "KY Stats 4 Everyday Life: Let us Educate and Appreciate".



"We aim to get our local students thinking about statistics, not just as a subject they study but how comprehensively statistics impact all of us in our daily lives," said ESO Director Maria Zingapan. Other participating government departments include: Children and Family Services, Education, Environment, Environmental Health, Immigration, Lands and Survey as well as Planning, Health Services Authority and Royal Cayman Islands Police Service. Most of these departments are members of the recently established National Statistical Coordination Committee. Fair coordinator Shanna Saunders-Best notes

that there will be interactive exercises that will help school children learn in a fun way how statistics work and through which they can earn special prizes and offerings. There also will be an award for the school with the most representatives. While the emphasis will be on students, the day-long fair will offer interesting exhibits and meaningful insights for adults as well.

Italy—The Advanced School for Statistics and Socio-Economic Analyses (SAES), established by the [Italian National Institute of Statistics](#) (Istat) in 2011, meets society's need—especially younger generations—for quantitative literacy. Knowing how to interpret data and learning to handle and use these is essential to make individual and collective decisions and be part of the information society. To this aim, SAES draws from the professional skills and expertise of Istat statisticians and economists, offering projects for training, research, technical cooperation and diffusion of statistical culture. These projects are targeted to operators of the Italian Statistical System, the staff of private companies, public administrations and other national and international institutions, private citizens and professionals, universities and research centers, public and private schools. Istat conducted a series of activities [throughout 2013 in celebration of the International Year of Statistics](#).

Mauritius—Statistics Mauritius conducted a workshop titled “Census 2011: Key Statistics for a Better Understanding of Rodrigues” in July on the island of Rodrigues, a constituent island of the Republic of Mauritius. The workshop kick-started a series of events organised by Statistics Mauritius to celebrate Statistics2013. Presentations highlighted the changes that occurred from Census 2000 to Census 2011 and the evolution of Rodrigues since it achieved autonomy in 2002. Topics covered were:

- Housing and living conditions
- Socio-economic profile of Rodriguans
- Situation of Rodriguan-born residents in the island of Mauritius
- Relative development in Rodrigues

Participants included commissioners, members of the Rodrigues Regional Assembly, and heads of various government department as well as representatives of nongovernment organizations, the private sector and the media.




A speaker addresses the Census 2011 workshop hosted by Statistics Mauritius.

Mauritius—Statistics Mauritius also recently launched a Code of Practice for Official Statistics and an Interactive Statistical Data Portal, two invaluable tools for producers of statistics. These initiatives are part of a series of activities being organised by Statistics Mauritius in the context of the International Year of Statistics. The Code of Practice for Official Statistics is applicable to all producers of official statistics who must in turn guarantee the standards of statistics produced. The Code sets the standard for developing, producing and disseminating official statistics in Mauritius. It represents a set of 15 key principles and indicators of good practice intended to improve the quality, relevance and credibility of official statistics, and ensure that the statistics are of high standards. After its implementation, a compliance assessment will be carried out once every three years to monitor progress.

The Interactive Statistical Data Portal, developed in collaboration with the African Development Bank (AfDB), will serve as an interactive tool that enables users to compile their own tables and graphs while also allowing them to view preselected indicators from various time periods by country or regions using a variety of charts and maps. The portal includes preselected data from Statistics Mauritius and international organisations, such as the World Bank, United Nations and International Monetary Fund.

During the launch event, the Chairperson of the Statistics Board, Mr. J. Gilbert Gnany, underlined the significant role of statistics in all aspects of life which are important to the socio-economic development of every country. A new logo for Statistics Mauritius also was unveiled.



The official logo of Statistics Mauritius is unveiled.

Jamaica—As part of celebrations to mark the International Year of Statistics in this country, the inaugural Jamaica Statistics Symposium 2013 will be held October 30 and November 1 in Kingston. The event, themed “Making Sense of Data: Understanding Data to Inform Decision-Making”, will be presented by the The Jamaica Statistics Symposium (JSS) Secretariat of the Epidemiology Research Unit in the Tropical Medicine Research Institute. It will highlight the appropriate use of statistical methodology to analyse data in order to inform policy and production. Workshops and presentations will equip relevant stakeholders to identify and use statistical methodology to enhance productivity and development. Participants will include the Caribbean Community and Common Market (CARICOM) Statistics Secretariat and directors of statistics from various CARICOM countries. [Click here for more information and registration and hotel information.](#)

Download FREE Issues of Significance Magazine to Your Mobile Phone or Tablet



[Significance](#) is the highly popular magazine of the [Royal Statistical Society](#) and the [American Statistical Association](#) and a great read for anyone interested in statistics and the analysis and interpretation of data. The publication demonstrates in an entertaining and thought-provoking way the practical use of statistics in all walks of life and shows how statistics benefit society. From Big Data to badger culling, crowd sizes to drinking habits, brain shape to bumble bees, *Significance* covers it all. Accessible and full of appealing articles written in a non-technical way, it is a must read for statisticians, students and the public alike.

With the explosion of data in nearly every area of human activity, statistics are a vital part of understanding and decision-making across a wealth of areas: medicine, finance, economics, the environment, sport and conservation to name but a few—and *Significance* addresses them all.

To celebrate the [International Year of Statistics](#), all six 2013 issues of *Significance* are FREE to download on your mobile phone or tablet via the iOS and Android Apps. Simply register [here](#)

And that's not all, for the rest of the International Year of Statistics you can also get a [three-month FREE free trial](#) to *Significance* and all of Wiley's statistics journals. Sign up today!

Attention All Participating Organizations

If you want to share news about your organization's activities to celebrate Statistics2013, we invite you to provide a blog entry or article that we will highlight on the Statistics2013 website. Many Statistics2013 organizations have done so already and your group could be the latest to be featured in the [Statistics2013 Blog](#) on the homepage or on the [Around the World in Statistics](#) page. To submit your article or blog, follow these guidelines:

1. *Statistics2013 Blog*—A blog entry up to 500 words. Since the Statistics2013 website is oriented to the public, all blog entries must be written in layman's language (no statistical terminology) and tie into the International Year of Statistics in some fashion (be creative!). Submit all blog entries via email and include as attachments to the email any images and graphics, including the author's headshot photo, to be used in the blog entry.
2. *Around the World in Statistics Article*—A 250-to-500-word article about how statistics makes life better for the people of your country or about an initiative your organization is undertaking to promote statistical awareness among your constituency or audiences.

Submit your blog or article to Jeff Myers at Jeffrey@amstat.org.

Calling All National Statistical Organizations

Statistics2013 is seeking informative, educational and insightful statistics about your country to feature in the “Statistic of the Day” area of the [Statistics2013 website homepage](#). These can be a series of four or five brief statistical facts about your country’s population, economy and education systems; the health of its citizens; and similar social, economic, government and other relevant topics. Send your submissions along with a link to your organization’s website to Jeff Myers at Jeffrey@amstat.org.

Event Submission Forms on Website

Two web-based forms make it easy for you to submit your organization’s Statistics2013 events as well as a summary and photos after the event is over.

The first form—called the “Event Submission Form for the Statistics2013 Activities Calendar”—provides you a quick and simple way to submit information about your organization’s planned Statistics2013 events. All you have to do is input into the form the requested information and press the “Submit” button. We’ll then take your information and post it to the Statistics2013 Activities Calendar. [You can access this form here](#).

The second form—titled “Statistics2013 Post-Event Information & Photo Submission Form”—enables you to let us know about the success of your completed event and to submit up to two photos. On this form, you are prompted for information about your event and you also can input a brief summary (up to 1,750 characters). After you submit information about your organization’s event, we’ll run your photos and stories in this newsletter so others can see the creative and fun ways that your organization is promoting the International Year of Statistics. [Click here to access this form](#).

Check out Website for Activities & Ideas

On an almost daily basis, we are adding new items to the [Activities Calendar](#) on the [Statistics2013](#) website. This list is an excellent place for finding activities in which you and your organization can participate to celebrate Statistics2013. It also is a great place to see what other organizations around the world are doing to mark the celebration and use those ideas as the starting point for your group to brainstorm ideas of its own. Check out the Activities Calendar today and start planning your organization’s event!

The [Statistics2013 website](#) is filled with information and resources—particularly the [posters](#) and the [downloadable flyer](#)—to educate the public about how statistics improves their lives, the work of statisticians as well as careers in the statistical sciences. We invite and encourage all International Year of Statistics participating organizations to make use of these resources, including these helpful resource areas:

- *What is Statistics?*—An explanation in layman’s language

- *Statistics2013 Video*—The informative two-and-a-half-minute video: [Why Statistics is Important to You](#)
- *Statistics as a Career*—Information about the work of statisticians and careers in statistics
- *Teacher Resources*—Primary and secondary school resources, a downloadable flyer and posters

There also is a section dedicated to participating organizations, titled “Statistics2013 Global Supporters”, where you can access the roster of participating organizations, a comprehensive list of Statistics2013 activities, and the official Statistics2013 logos in various languages.

Use the Statistics2013 Video

We encourage your organization and its members to use and share the International Year of Statistics video. Created by [SAS Institute](#), the video relates the many and varied ways that statistics impacts our lives. The video is accessible at www.statistics2013.org.

You can:

- view the video
- post the video to your organization’s website
- e-mail the link to your members/employees
- share it with your organization’s stakeholders
- promote it to the public, media and other external audiences in your area or country
- show it at your meetings and other events

The video narration is in English. However, thanks to SAS and many Statistics2013 participants who are providing translations, subtitles are being added in other languages. Currently available languages are:

- | | |
|--------------------|-------------------------|
| • Catalan | • Indonesian |
| • Czech | • Italian |
| • Dutch | • Portuguese (Portugal) |
| • Euskara (Basque) | • Russian |
| • English | • Spanish (Mexico) |
| • French | • Swedish |
| • German | • Turkish |

To access these subtitles, follow these easy instructions:

- Press “Play” on the video
- Click the “CC” button to see the list of subtitle options
- Click on the desired language (the subtitles will appear onscreen)

We will be adding other subtitled languages soon, so check the video frequently to see if your language is available. If you want the video subtitled in your country’s language, please e-mail Jeffrey@amstat.org to request a copy of the script that you can translate.

Get the Official Statistics2013 Logo

With the move to the new public website, the link to the Statistics2013 logo and the various language-specific versions has changed. That new direct link is:

<http://www.statistics2013.org/iyos/logos.cfm>

Be sure to save the link in your web favorites.

You also can access the logos page by going to the “[Statistics2013 Global Supporters](#)” area of www.statistics2013.org and then clicking on “[Resources](#)” in the pull-down menu. The link to the logos is listed first on the page.

Language-Specific Logos Available

The Statistics2013 logo is available in [37 languages](#) and we are ready create new ones for you. To have a version of the logo created in your language, please e-mail the following to Jeffrey@amstat.org:

- The interpretation of the phrase “International Year of Statistics” in the appropriate font in this format: International Year of Statistics=“The interpreted phrase”
- The interpretation of the phrase “Participating Organization” in the appropriate font in this format: Participating Organization=“The interpreted phrase”
- A high-resolution PDF document or a tif file of the interpretations of the phrases “International Year of Statistics” and “Participating Organization”. (This file will be used to compare against the font to ensure it was transmitted properly. If it doesn't compare accurately, we will use the image of the interpretations from the PDF or tif in the logo instead. This step will ensure accuracy of your logo.)

Once your language-specific logo is created, it will be posted to the Statistics2013 website [here](#) and we will send you an email to let you know the logo is available for download.

Follow Us on Twitter, Facebook

Get the latest International Year of Statistics news and updates by following us on Twitter at @Statistics2013. Also, when you use Twitter to spread the word about Statistics2013, be sure to use the hashtag “#STATS2013”. You also can become a “friend” of Statistics2013 on our [Facebook](#) page.