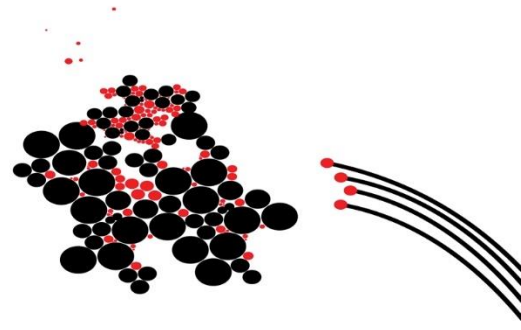
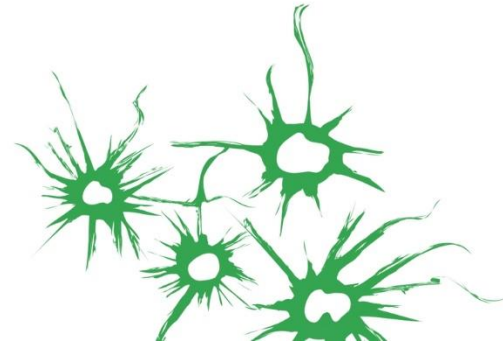



UNIVERSITY OF TWENTE.



## NATIONALE ALUMNI ENQUETE (NAE) 2019

NATIONAL ALUMNI SURVEY



# INFO ABOUT NAE

---

- Started by the VSNU as the WO-monitor in 1998.
- Recent graduates of Dutch universities have been surveyed since then every two years about employment conditions and quality of their education. It is now held every year.
- In 2015 the survey name was changed to the 'Nationale Alumni Enquête' (NAE)

# OVERALL A HIGH RESPONSE RATE

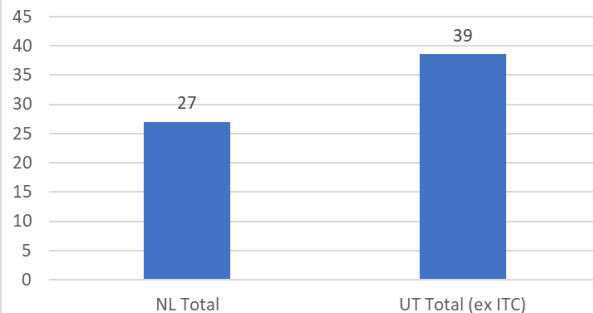
- All faculties show larger response rate than national average
- N too low at programme level to show results in this report
- UT has highest response of all Dutch universities

	Population	Response		Incomplete		Response for analysis	
	N	N	%	N	%	N	%
BMS	448	111	24.8	28	6.3	84	18.8
ET	174	49	28.2	8	4.6	41	23.6
EEMCS	141	52	36.9	12	8.5	40	28.4
ITC	126	57	45.2	12	9.5	45	35.7
TNW	190	68	35.8	5	2.6	63	33.2
UT Total	1079	337	31.2	65	6	273	25.3
National Total	42939	9464	22	1890	4.4	7604	17.7

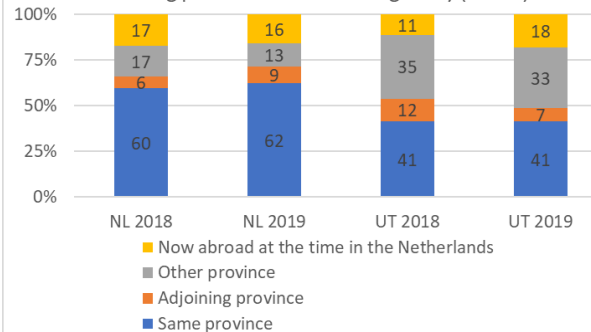
# FOCUS POINTS UT

N can differ per question	BMS	Total N
	ET	41
	EEMCS	40
	ITC	45
	TNW	63
	UT Total	273
	UT ex ITC	228
	NL Total	7604

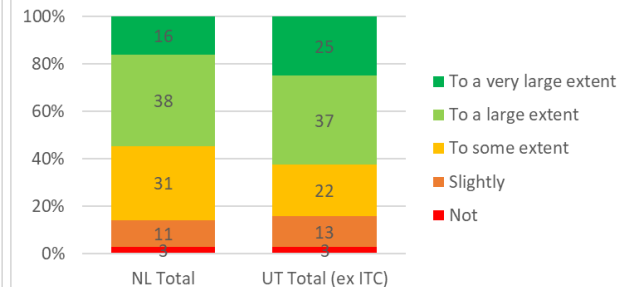
% Board experience during Bachelor



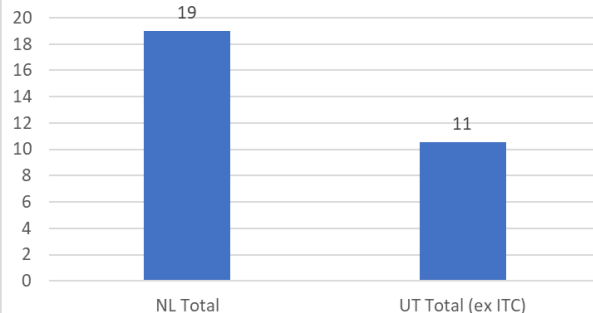
% Living province now vs during study (ex ITC)



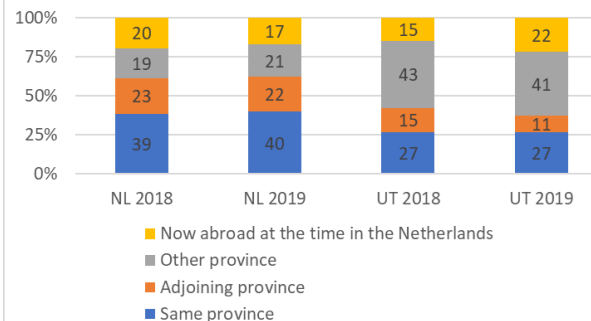
% Degree to which Master offers a good basis to start on the labour market



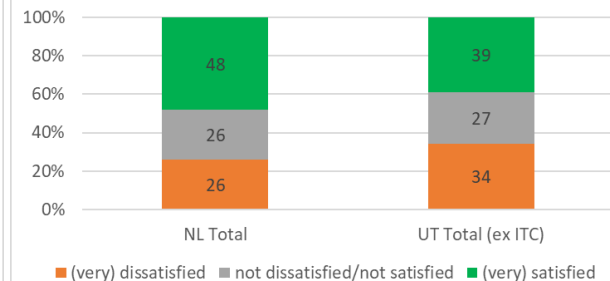
% Education abroad during Bachelor



% Working province now vs during study (ex ITC)



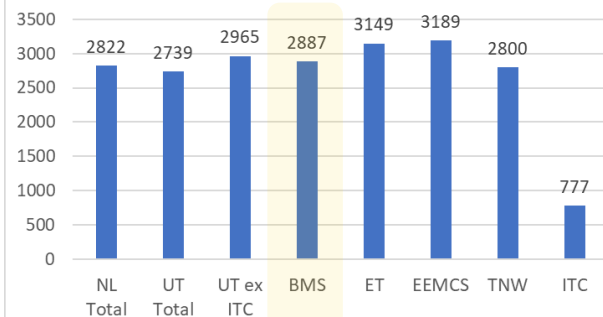
% Contact with professional practice (e.g. internships, guest speakers)



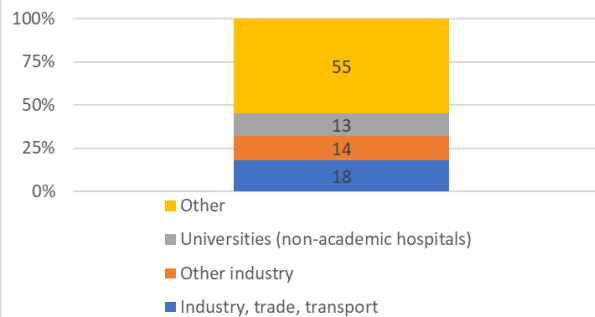
# FOCUS POINTS BMS

N can differ per question	BMS	ET	EEMCS	ITC	TNW	UT Total	UT ex ITC	NL Total
	41	40	45	63	273	228	7604	

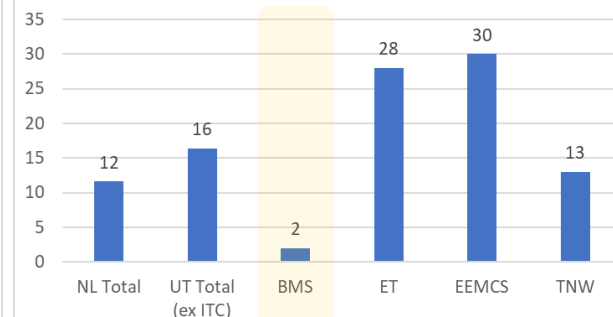
Income from contract hours regular job (in €)



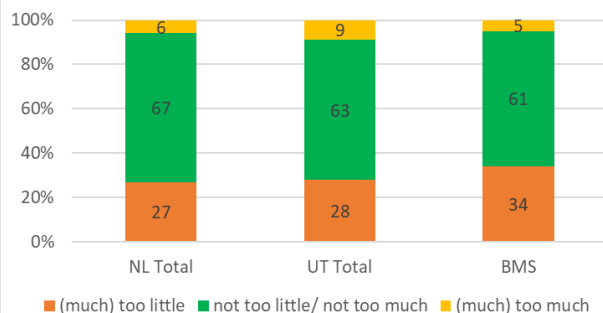
Top 3 in % - Branch in which active



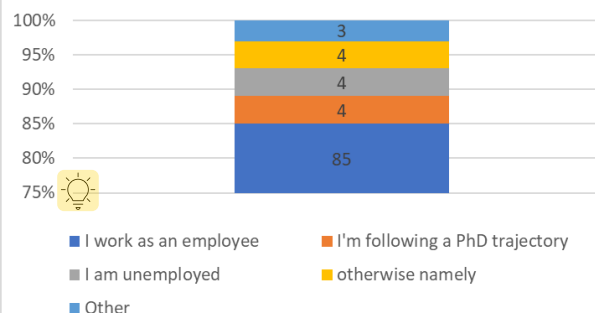
% Promotion track after Master



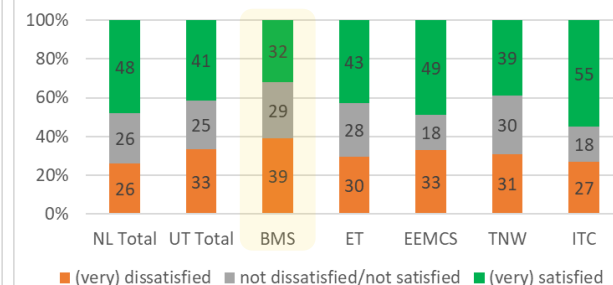
% International orientation in programme



Top 3 in % - Best description current situation



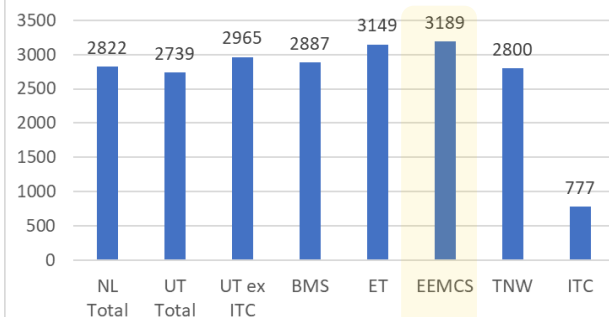
% Contact with professional practice (e.g. internships, guest speakers)



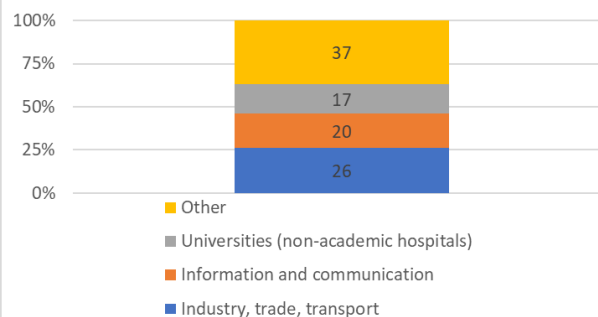
# FOCUS POINTS EEMCS

N can differ per question	BMS	ET	EEMCS	ITC	TNW	UT Total	UT ex ITC	NL Total	Total N
	84	41	40	45	63	273	228	7604	

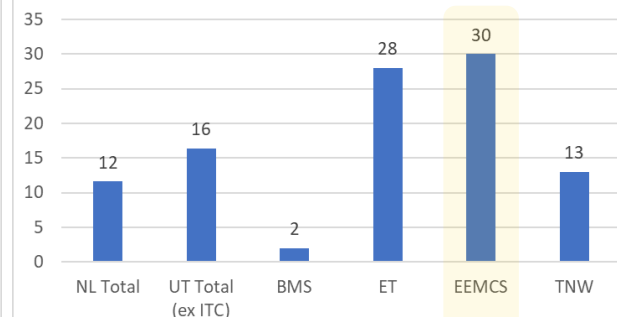
Income from contract hours regular job (in €)



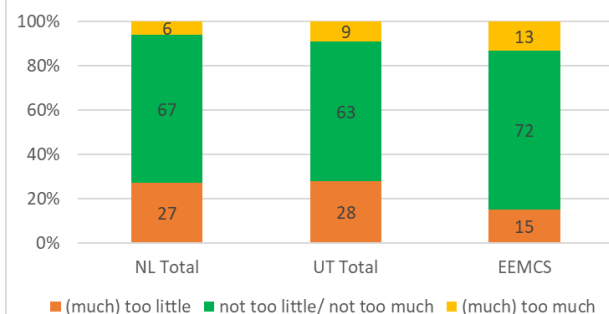
Top 3 in % - Branch in which active



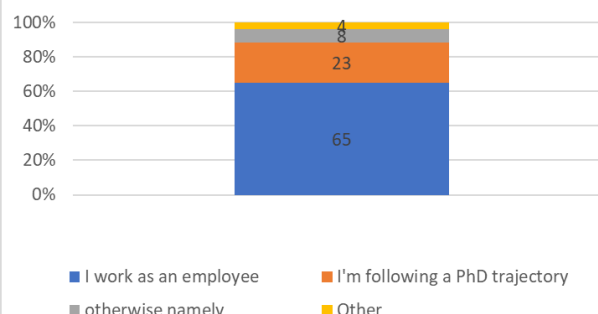
% Promotion track after Master



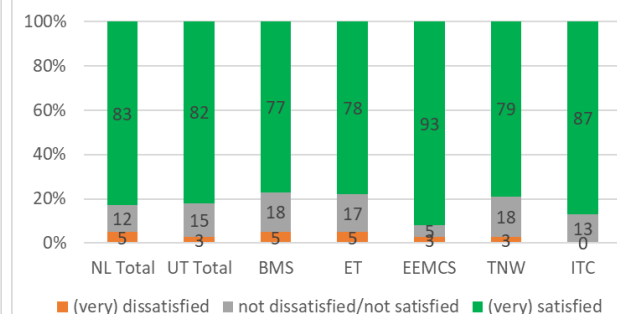
% International orientation in programme



Top 3 in % - Best description current situation



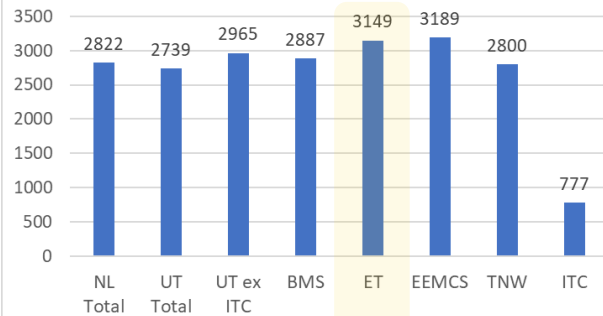
% The content of the programme



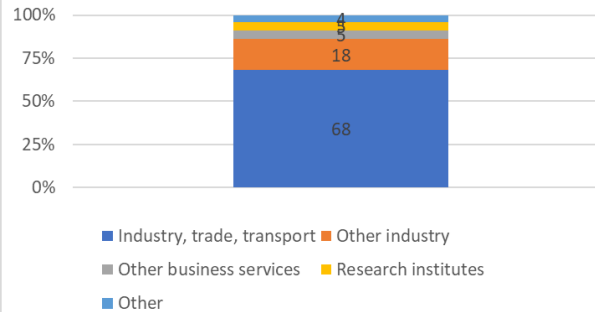
# FOCUS POINTS ET

N can differ per question	Total N	
	BMS	84
	ET	41
	EEMCS	40
	ITC	45
	TNW	63
	UT Total	273
	UT ex ITC	228
	NL Total	7604

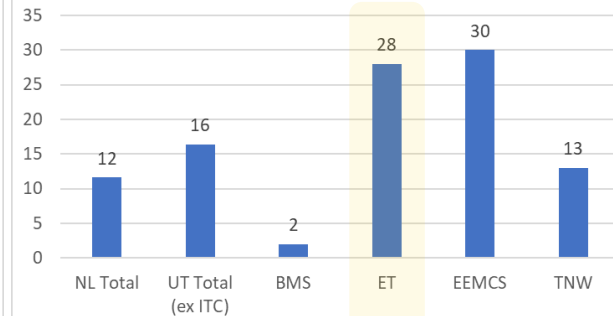
Income from contract hours regular job (in €)



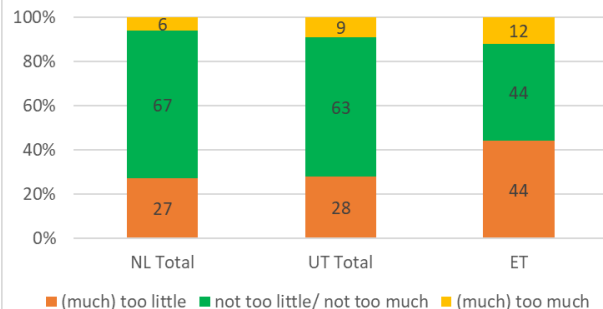
Top 3 in % - Branch in which active



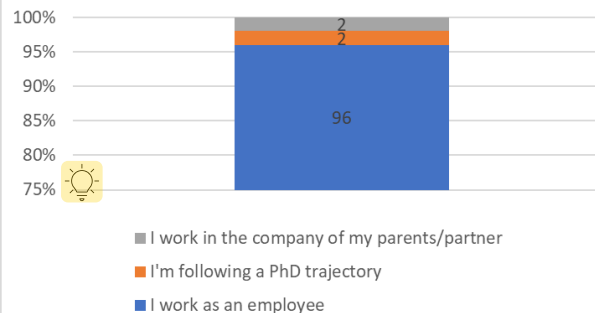
% Promotion track after Master



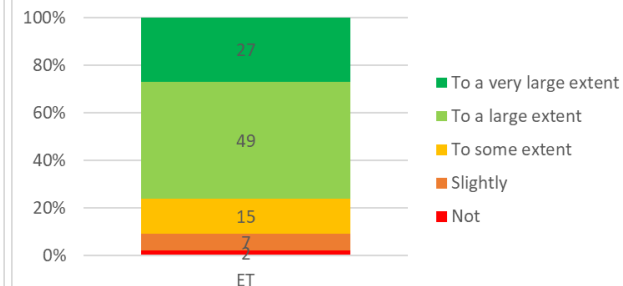
% International orientation in programme



Top 3 in % - Best description current situation



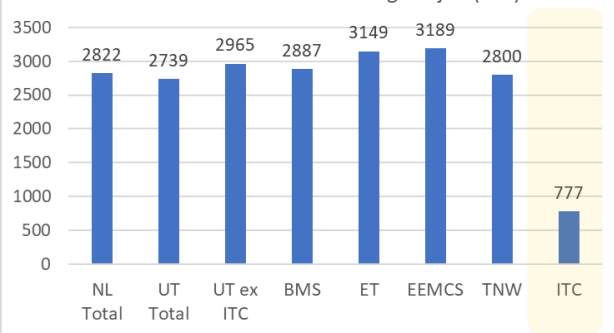
% Degree to which Master offers a good basis to start on the labour market



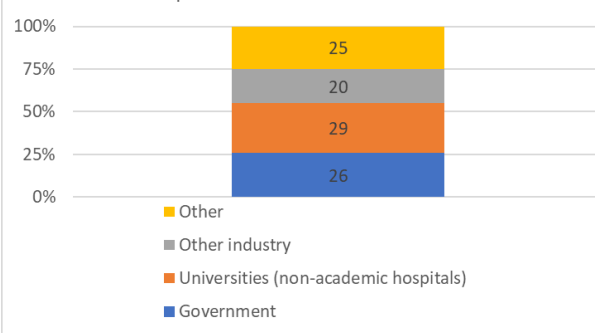
# FOCUS POINTS ITC

N can differ per question	BMS	84
	ET	41
	EEMCS	40
	ITC	45
	TNW	63
	UT Total	273
	UT ex ITC	228
	NL Total	7604

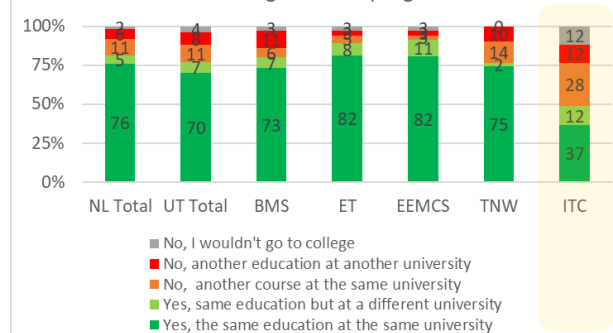
Income from contract hours regular job (in €)



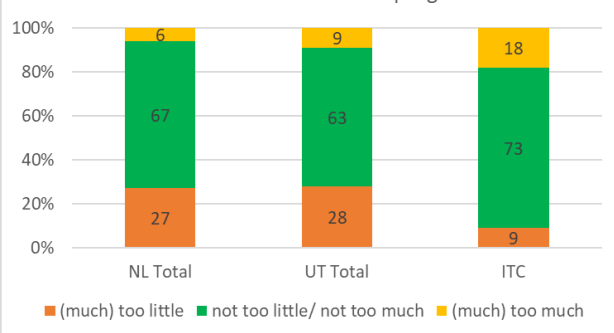
Top 3 in % - Branch in which active



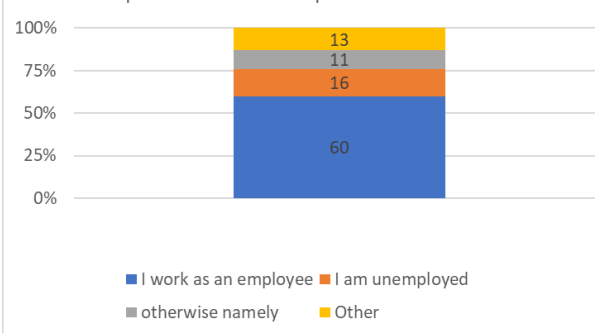
Re-choosing the same programme



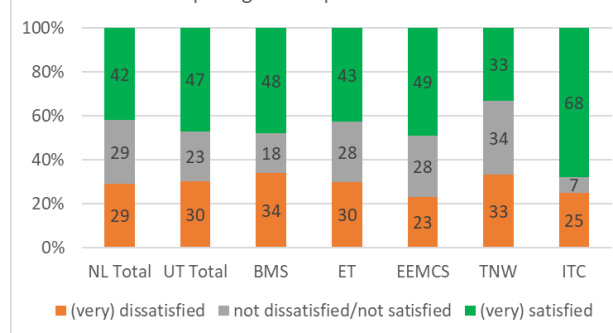
% International orientation in programme



Top 3 in % - Best description current situation



% Preparing for the professional career

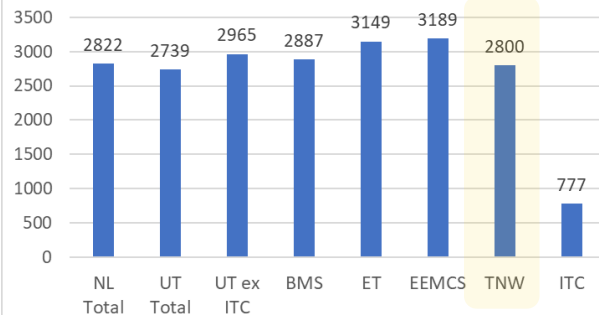




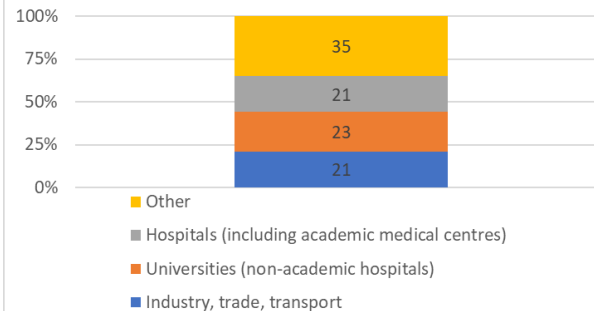
# FOCUS POINTS TNW

N can differ per question	Total N
BMS	84
ET	41
EEMCS	40
ITC	45
TNW	63
UT Total	273
UT ex ITC	228
NL Total	7604

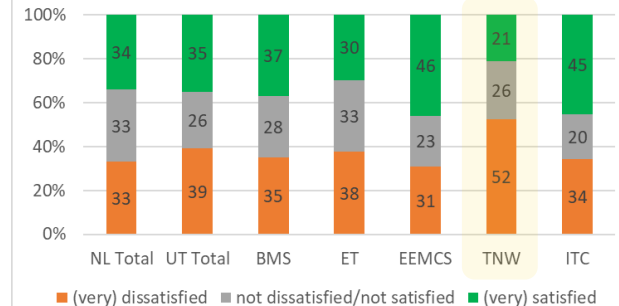
Income from contract hours regular job (in €)



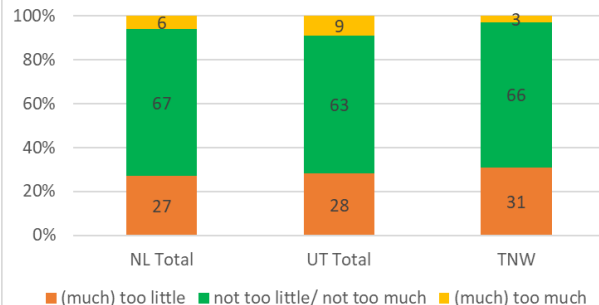
Top 3 in % - Branch in which active



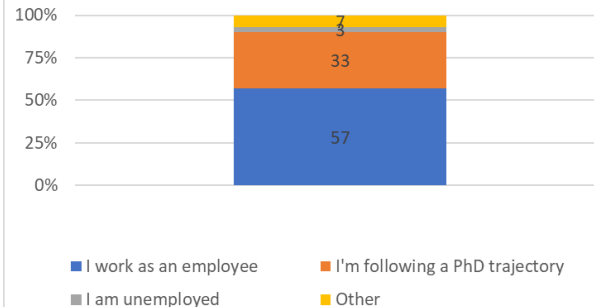
% Information about career possibilities



% International orientation in programme



Top 3 in % - Best description current situation



% Promotion track after Master

