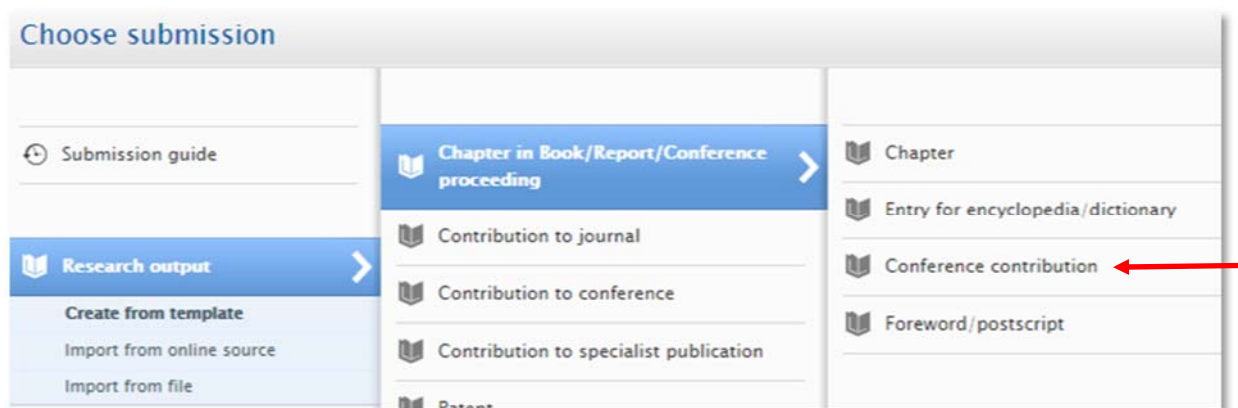


How to correctly enter a conference contribution in Pure

In Pure there are multiple ways to enter a contribution to a conference. It is however important to note that the type you choose has an impact on how the entered publication is counted in an evaluation such as SEP. Keeping this in mind we recommend the following steps:

1. Is your contribution published in a journal or book? Please use the *Chapter in Book/Report/Conference proceeding* publication type. This will mark the publication as scientific output for SEP (a contribution to conference type will not).



A conference contribution always needs a host publication (mandatory field) and is linked to an event. No matter if it's an article, chapter or contribution to conference type, always click the "add event button" and find or enter the relevant conference.

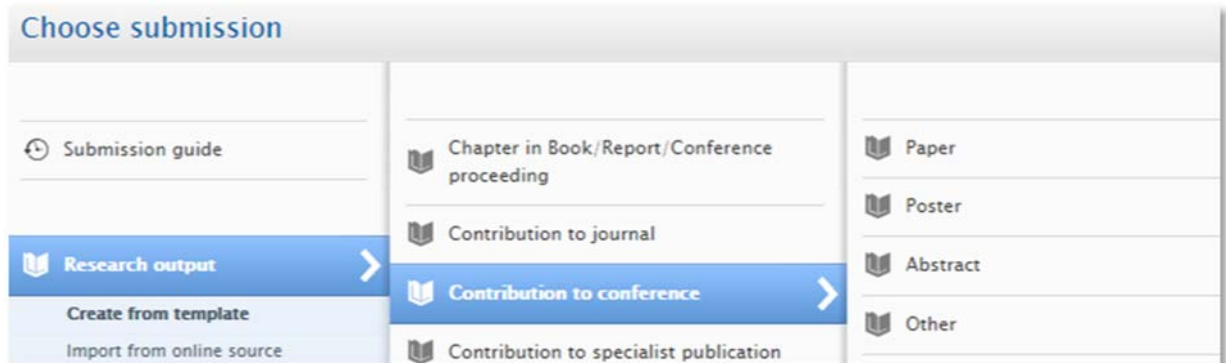
The screenshot shows the 'Host publication' form. It includes the following fields and buttons:

- Title of the host publication in original language *
- Subtitle of the host publication in original language
- Publisher
- Add publisher...

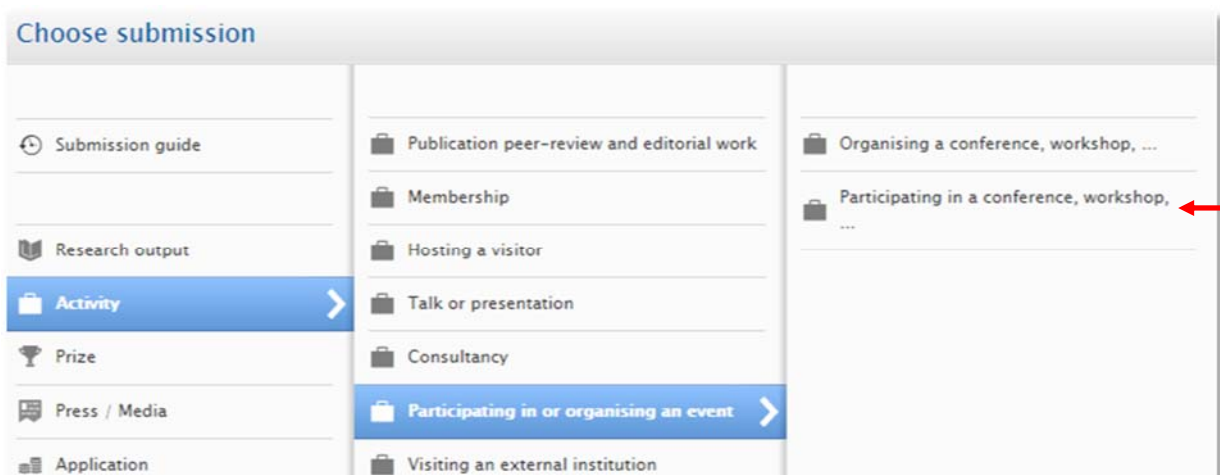
The screenshot shows the 'Event' form. It includes the following field and button:

- Event
- Add event...

2. Is your contribution not published in a journal or book, but still a paper, poster or abstract, then use the corresponding *contribution to conference* publication type.



3. If you've presented at a conference, this should be entered in Pure as an activity (*Participating in or organizing an event*).
The accompanying paper can be submitted as research output. (see no. 2)



Help and Support

More detailed instructions on how to use Pure Research Information are available in the manual 'For Personal Users'. You can access the manual from the bottom right corner of the screen at any time when logged into Pure Research Information (Hover over 'Help and Support', choose 'Manual', choose 'For Personal Users'). Also FAQ's and Screencasts are listed here to help you make the best use of Pure Research Information.

Help and support

[Manual »](#)

[FAQ »](#)

[Screencasts »](#)

Contact helpdesk:
ris@utwente.nl