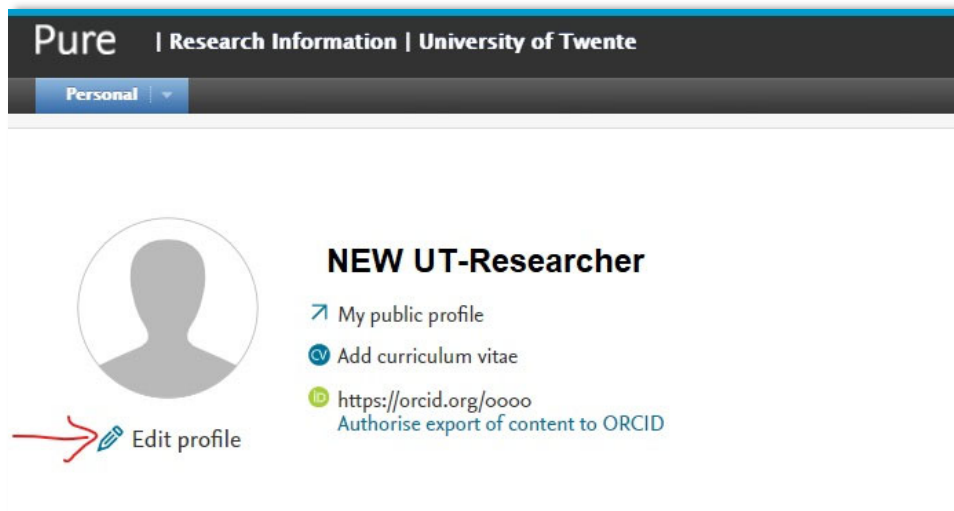


Step-by-step instructions for new UT researchers

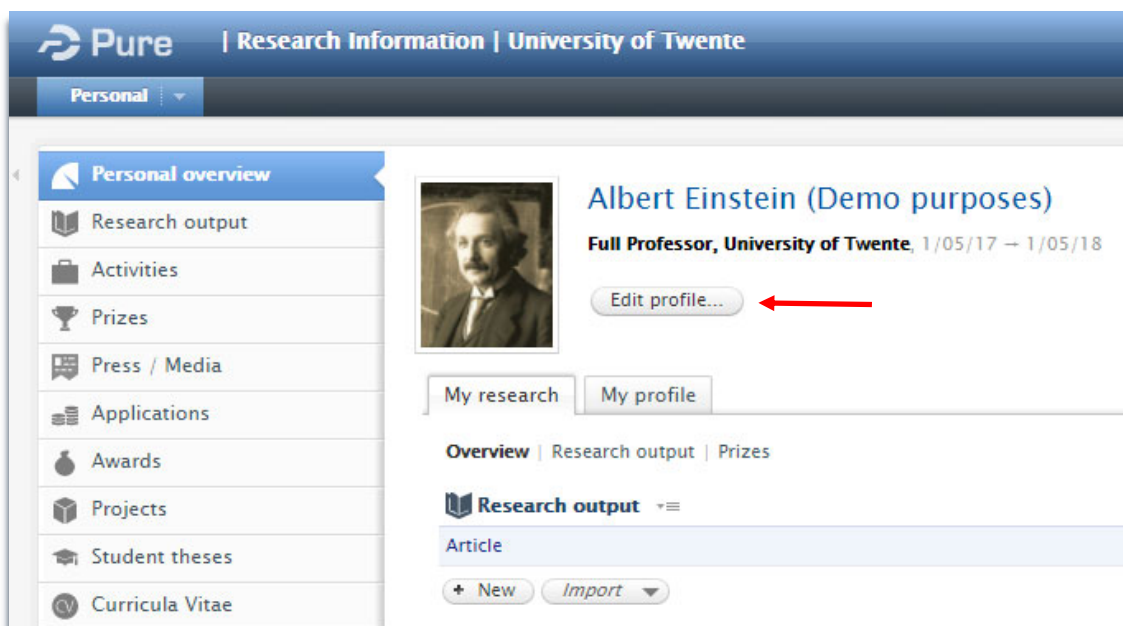
For all UT researchers, a Pure account is set up. By default your profile is set to non-visible. This means that on the Public portal (University of Twente Research Information) your profile is not shown. To enable visibility of your profile, please follow these steps.

Login to Pure backend(<https://ris.utwente.nl/admin>) with your staff member number and corresponding password.

In the personal overview, click the “Edit profile” button



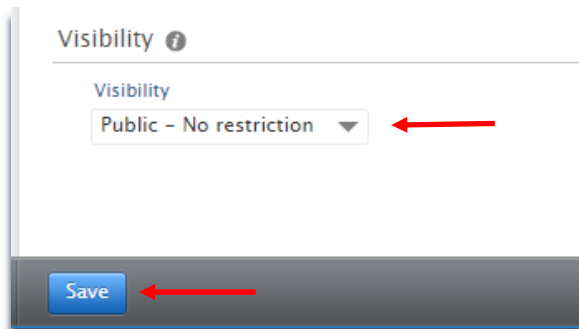
OR



In your personal profile you can set:

- Name variants (see QRC: [Changing your name in Pure Research Information](#))
- Add ID's (like Scopus ID and/or ORCID)
- Upload a picture and links to personal websites (ResearchGate, Facebook, LinkedIn)
- Add curriculum and research description

At the bottom of the personal profile settings, you can adjust the visibility of your profile on the public portal.



Click "Save" when done. Within 1 day the modifications are uploaded to the portal.

Pure Research Information offers a number of options for you as a researcher to fully make use of all benefits. See [the QRC-page](#), where the most interesting features are listed.