



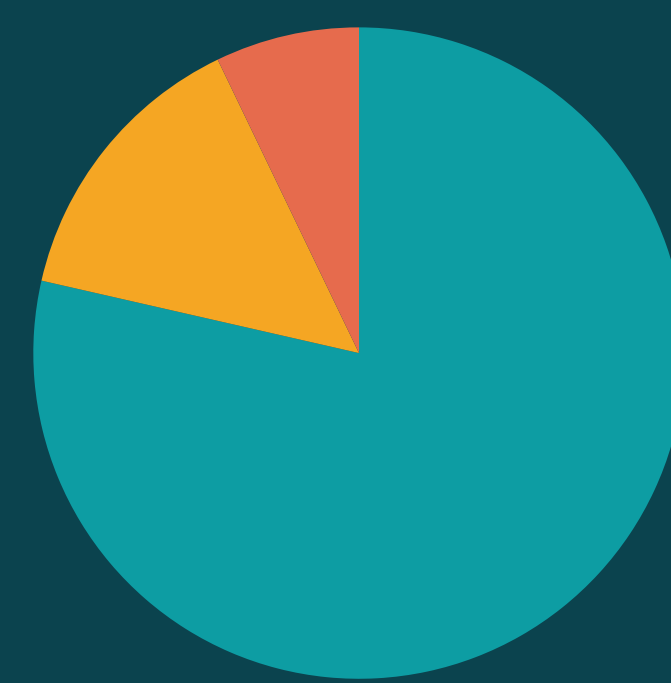
# Pure in the Netherlands



# 79%

Pure market share (universities)


Of the Dutch universities use Pure as their Current Research Information Systems (CRIS)



■ Pure (78.57%) ■ Metis (14.29%) ■ Converis (7.14%)

# 18

Organisations in total use Pure



11 Universities



5 Medical centers (2 shared installs)



3 Universities of applied science




1 Academy



# 39%

of these installations have been using Pure for more than 2 years



Pure server status

■ In production (94.44%) ■ Implementation (5.56%)



# 338,000

staff members are stored in the combined systems, an average of 19.500 per installation



# 67%

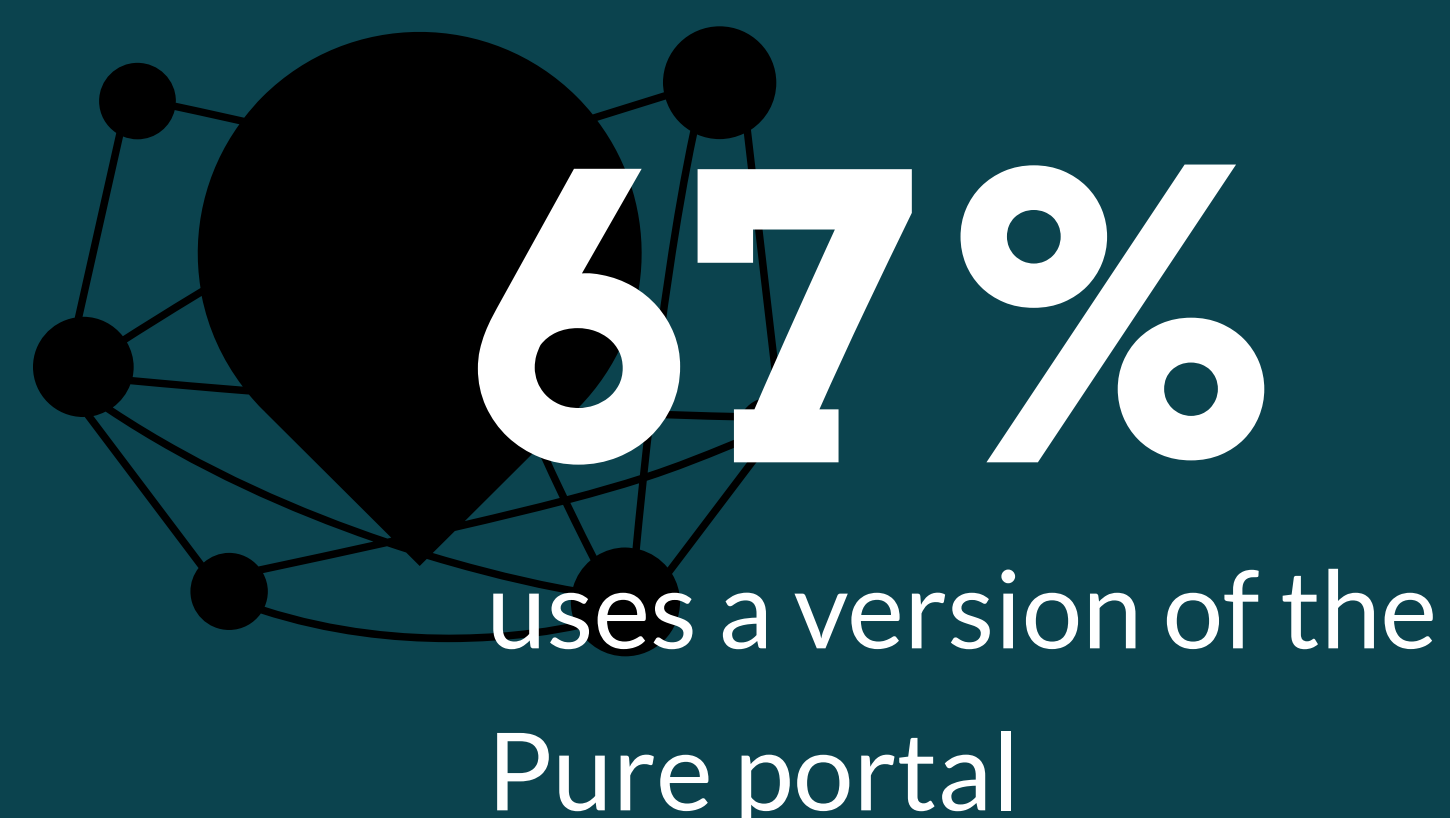
uses the Pure installation as institutional repository



Pure data is aggregated nationally in the Narcis and Dutch National Library databases via harvesting

# 39%

of installations are cloud based



# 67%

uses a version of the Pure portal

# 58%


of those are cloud portals

## Patch day

**Most installations stay up to date. 22% run the latest version, 67% is one (major) version behind**

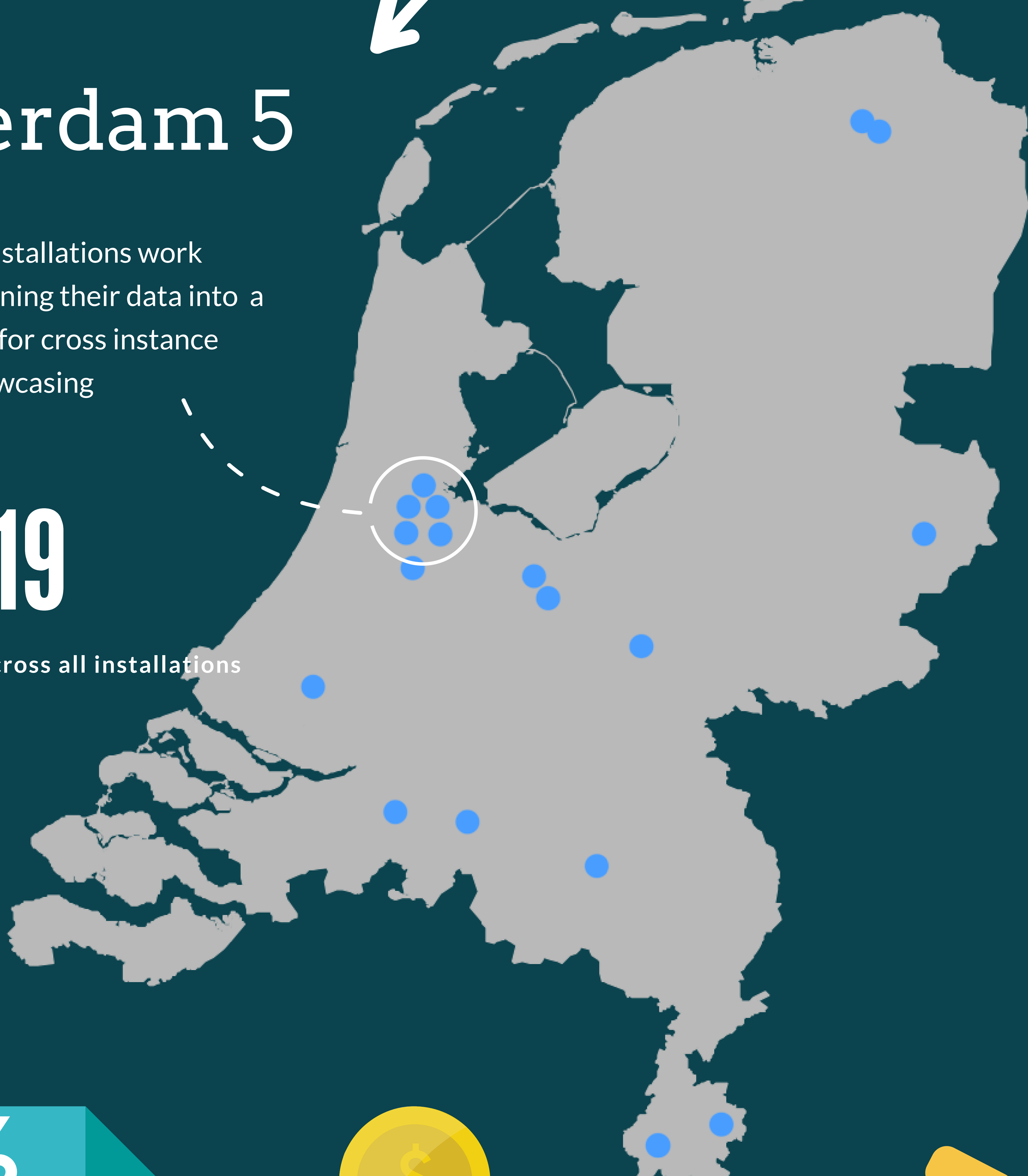
## Amsterdam 5

In Amsterdam, 5 installations work together by combining their data into a 6th Pure instance for cross instance reporting and showcasing



# 1319

Datasets are stored across all installations



# 33%

uses the application module, ranging from 1 to 127 applications

# 44%

uses the awards module, ranging from 4 to 6.800 awards

# 72%

uses the projects module, ranging from 4 to 15.300 projects

Each installation has on average



100,000 publications




533 prizes



2228 media mentions



20,000 activities



20,000 events